

**CHAIR'S REPORT  
SEPTEMBER 2006**

1. The membership of the Committee for this academic year was: NOTE TO APPLICANT: All redactions on this page are made pursuant to s. 40(1).

- Dr. Wanda Parsons Acting Chair IAP Office
- Dr. Tanis Adey
- Dr. Beverley Carter NLMA Representative
- Medical Student Representative
- Ms. Marie Donovan University Representative
- Dr. Veeresh Gadag
- Medical Student Representative
- Dr. Mohan O. Iype NB & PEI Representative
- Rural Representative
- Dr. Gilbert Kirouac
- Dr. Gerry Mugford
- Ms. Janet McHugh
- Dr. Angela Penney
- Community Representative
- Dr. Pam Snow
- Dr. Reza Tabrizchi
- Dr. Cathy Vardy

[Redacted] resigned from her position in March 2006.

Because of time constraints, we did not replace her position this year. [Redacted] also resigned from the Committee when [Redacted]

NOTE TO APPLICANT: Appendix A is non-responsive to this request. As such, it is excluded from the records.

Attached is a list of members who interviewed this academic year. (Appendix A).

IAP Office

I wish to record my appreciation of the hard work and dedication of all Committees and the staff in the Admissions Office.

Again this year we conducted tours and presentations on the different facilities in the Medical School for applicants who were interviewed. I would like to thank all involved in making this a success, particularly the Coordinators and all the medical students involved.

2. Meetings were conducted from September 2005 - June 2006. The Admissions Committee members assessed and ranked files. Members from both Committees interviewed approximately 225 students.

3. **APPLICANTS**

The following is a breakdown of applications:

<b><u>TABLE 1</u></b>	<b><u>Male</u></b>	<b><u>Female</u></b>	<b><u>Total</u></b>
Newfoundland and Labrador	56	106	162
Other Canada	221	256	477
New Brunswick	47	54	101
Prince Edward Island	16	14	30
Non-Canadian	<u>12</u>	<u>11</u>	<u>23</u>
<b>Total:</b>	<b>352</b>	<b>441</b>	<b>793</b>

Of the total number of applications, 441(56%) were from women. Of the 162 applications from Newfoundland and Labrador, 106(65%) were from women.

Attached is a detailed breakdown of the Newfoundland and Labrador applications.(Appendix B)

4. **ENTERING CLASS**

s. 40(1)

A total of 60 students were admitted this year. [redacted] and [redacted], Newfoundland students, were granted deferrals for 2006 and registered with this class.

A total of 84 offers were made for 60 acceptances. Table 2 shows the numbers offered and accepted to the first year class by gender and province of residence:

**TABLE 2**

<b>REGION</b>	<b>OFFERS OF ACCEPTANCE</b>			<b>ACCEPTANCES</b>		
	<b>Male</b>	<b>Female</b>	<b>Total</b>	<b>Male</b>	<b>Female</b>	<b>Total</b>
Newfoundland and Labrador	16	32	48	17	29	46
Other Canada	2	5	7	0	1	1
New Brunswick	7	12	19	4	6	10
Prince Edward Island	5	3	8	2	0	2
Non-Canadian	1	1	2	1	0	1
<b>TOTAL:</b>	<b>31</b>	<b>53</b>	<b>84</b>	<b>24</b>	<b>36</b>	<b>60</b>

**Age**

The average age of the class is 24 with a range from 20- 35 years.

5. **ACADEMIC QUALIFICATIONS OF THE ENTERING CLASS**

- a) The academic overall average continues to be of high caliber.
- b) MCAT continues to be of high caliber.
- c) A wide variety of degree programs and university/colleges are represented.

The following is a breakdown of the academic qualifications:

**MCAT Average**

<i>Overall</i>	<i>Verbal Reasoning</i>	<i>Physical Sciences</i>	<i>Biological Sciences</i>	<i>Writing Sample</i>
28	9.2	9.0	9.9	Q

**Overall Average and Prerequisite Average**

Mean Overall Average - 84.01 % (Range 70% - 92%)

Mean Overall English Prerequisite Average - 79.42%.

**Range of Academics**

<u>Grade %</u>	<u># of Students</u>
85+	27
80-84	20
76-79	9
70-75	2

**Years of Study - Average = 5**

<u>Years</u>	<u># of Students</u>
3	2
4	29
5	9
6	5
6+	13

**Degrees**

Bachelors	-	31
Honours	-	23
Masters/Law	-	5
Doctorate	-	1

**Subjects and Declared Majors**

- |                         |                              |                                |
|-------------------------|------------------------------|--------------------------------|
| Behavioral Neuroscience | Forensic Science             | Microbiology                   |
| Biochemistry            | Genetic Counseling           | Microbiology/Immunology        |
| Biochemistry/Nutrition  | Genetics                     | Molecular Biology/Biochemistry |
| Biochemistry/Psychology | Human Kinetics               | Newfoundland Studies           |
| Biology                 | Kinesiology                  | Nursing                        |
| Biology/Biochemistry    | Life Sciences                | Performance & Communications   |
| Biology/Chemistry       | Massage Therapy              | Media                          |
| Biology/Psychology      | Mathematics                  | Pharmacology & Toxicology      |
| Chemistry               | Medicine                     | Philosophy                     |
| Counseling Psychology   | Applied Health Svs. Research | Physics                        |
| Education               | Clinical Epidemiology        | Physiology & Biophysics        |
| Engineering             | Community Health             | Political Science              |
| Biomedical              | Genetic Counseling           | Private Pilot License          |
| Mechanical              | Immunology                   | Psychology                     |
| French                  | Medical Genetics             |                                |

**Universities and Colleges Attended**

- |                           |                                |                                    |
|---------------------------|--------------------------------|------------------------------------|
| Acadia University         | Michener Institute of Applied  | University of Guelph               |
| Career Academy            | Health Sciences                | University of New Brunswick        |
| Dalhousie University      | Mount Allison University       | University of New Hampshire        |
| Dartmouth College         | Mount Saint Vincent University | University of Prince Edward Island |
| McGill University         | Queen's University             | University of Surrey               |
| Memorial University       | Simon Fraser University        | University of Toronto              |
| Michigan State University | St. Francis Xavier University  | University of Victoria             |
|                           |                                | University of Western Ontario      |

 s. 40(1)

Wanda Parsons, MD, CCFP, FCFP  
Acting Assistant Dean for Admissions

Acting Chair, Committee on Admissions

Attachments

Appendix B

**Admissions Office  
Faculty of Medicine  
Newfoundland and Labrador  
Applicants and Acceptance Entry 2006**

→ 10,000

Town/City	Pop. > 7000	2006					
		Applicants	Male	Female	Accept	Male	Female
St. John's	100,995	66	26	40	18	7	11
Mount Pearl	25,170	10	6	4	4	3	1
CBS	19,945	8	2	6	2	1	1
Torbay	7,115	3	-	3	-	-	-
<b>SUBTOTAL</b>	<b>153,225</b>	<b>87</b>	<b>34</b>	<b>53</b>	<b>24</b>	<b>11</b>	<b>13</b>
Corner Brook	24,870	12	4	8	3	1	2
Grand Falls	13,515	4	1	3	1	1	-
Gander	9,660	4	2	2	2	1	1
Stephenville	9,130	3	-	3	3	-	3
Labrador City, Labrador	7,745	6	2	4	1	-	1
<b>SUBTOTAL</b>	<b>64,920</b>	<b>29</b>	<b>9</b>	<b>20</b>	<b>10</b>	<b>3</b>	<b>7</b>

Town/City	Pop. < 7000	2006					
		Applicants	Male	Female	Accept	Male	Female
Deer Lake	6,320	✓ 1	✓ -	1	1	✓ -	1
Clarenville	5,670	✓ 3	✓ -	3	✓ -	-	-
Carbonear	5,415	✓ 2	✓ 1	1	-	-	-
Marystown	4,680	✓ 1	✓ 1	-	-	-	-
Port aux Basques	4,620	✓ 3	✓ 1	2	1	✓ -	1
Botwood	4,195	✓ 3	✓ -	3	1	✓ -	1
Lewisporte	4,150	✓ 2	✓ 1	1	-	✓ -	-
Pasadena	3,130	✓ 1	✓ -	1	1	✓ -	1

Town/City	Pop. < 7000	2006						
		Applicants	Male	Female	Accept	Male	Female	
Bell Island	3,075	✓1	✓-	1	-	✓-	-	
Bay Roberts	3,010	✓3	✓1	2	2 ✓	1	1	
Spaniard's Bay	2,935	✓1	✓1	-	1	✓1	-	
Grand Bank	2,860	✓1	✓-	1	-	✓-	-	
Burin	2,190	✓3	✓2	1	-	✓-	-	
Placentia	2,115	✓1	✓1	-	-	✓-	-	
St. Alban's	1,565	✓1	✓-	1	-	✓-	-	
St. Lawrence	1,550	✓1	✓-	1	-	✓-	-	
Whitbourne	1,265	✓1	✓1	-	-	✓	-	
Hare Bay	1,070	✓1	✓1	-	-	✓	-	
Rocky Harbour	1,005	✓1	✓-	1	1	✓-	1	
Eastport	915	✓1	✓-	1	-	✓-	-	
Fogo	815	✓1	✓-	1	-	✓	-	
Port Saunders	810	✓1	✓-	1	-	✓-	-	
Norris Point	785	✓1	✓-	1	1	✓	1	
Port Rexton	770	✓1	✓1	-	1	✓1	-	
King's Point	765	✓1	✓-	1	1	✓-	1	
Avondale	740	✓1	✓-	1	✓-	-	-	
Point Leamington	710	✓1	✓-	1	-	✓-	-	
Milltown	670	✓1	✓1	-	-	✓	-	
Jacques Fontaine	660	✓1	①	-	1	✓	1	
Flower's Cove	555	✓1	✓-	1	-	✓	-	
Heart's Content	500	✓1	✓-	1	-	✓-	-	
Woody Point	435	✓1	✓-	1	-	✓-	-	
Fleur-de-Lys	355	✓1	✓-	1	-	✓-	-	
Mobile	200	✓1	✓-	1	-	✓-	-	
Little Bay	150	✓1	✓-	1	-	✓-	-	
<b>SUBTOTAL</b>	<b>70,655</b>	<b>46</b>	<b>47</b>	<b>13</b>	<b>33</b>	<b>12</b>	<b>3</b>	<b>9</b>

<b>GRAND TOTAL</b>	<b>288,800</b>	<b>162</b>	<b>56</b>	<b>106</b>	<b>46</b>	<b>17</b>	<b>29</b>
--------------------	----------------	------------	-----------	------------	-----------	-----------	-----------

m:janet/populationtab2006

**CHAIR'S REPORT  
SEPTEMBER 2007**

1. The membership of the Committee for this academic year was: NOTE TO APPLICANT: All redactions on this page are made pursuant to s. 40(1).

Dr. Wanda Parsons Chair IAP Office

Dr. Greg Brown  
[Redacted] Medical Student Representative

Ms. Marie Donovan University Representative

Dr. Veeresh Gadag  
[Redacted] Rural Representative

Dr. Kam Mong NLMA Representative

Dr. Gerry Mugford

Dr. Angela Penney

Dr. Mahesh Raju NB & PEI Representative

[Redacted] Community Representative

Dr. Pam Snow

Dr. Reza Tabrizchi

[Redacted] Medical Student Representative

NOTE TO APPLICANT: Appendix A is non-responsive to the request. As such, it is excluded from the records.

Attached is a list of members who interviewed this academic year. (Appendix A). IAP Office

I wish to record my appreciation of the hard work and dedication of all Committees and the staff in the Admissions Office.

Again this year we conducted tours and presentations on the different facilities in the Medical School for applicants who were interviewed. I would like to thank all involved in making this a success, particularly the Coordinators and all the medical students involved.

2. Meetings were conducted from September 2006 - June 2007. The Admissions Committee members assessed and ranked files. Members from both Committees interviewed approximately 220 students.

[Redacted] not in these statistics

### 3. APPLICANTS

The following is a breakdown of applications:

<u>TABLE 1</u>	<u>Male</u>	<u>Female</u>	<u>Total</u>
Newfoundland and Labrador	64	97	161
Other Canada	201	294	495
New Brunswick	41	55	96
Prince Edward Island	10	10	20
Non-Canadian	<u>15</u>	<u>6</u>	<u>21</u>
<b>Total:</b>	<b>331</b>	<b>462</b>	<b>793</b>

Of the total number of applications, 462 (58%) were from women. Of the 161 applications from Newfoundland and Labrador, 97 (60%) were from women.

Attached is a detailed breakdown of the Newfoundland and Labrador applications.(Appendix B)

### 4. ENTERING CLASS

s. 40(1)

A total of 60 students were admitted this year. [REDACTED] Newfoundland student, was granted a deferral for 2007 and will register September 2008.

A total of 84 offers were made for 60 acceptances. Table 2 shows the numbers offered and accepted to the first year class by gender and province of residence:

**TABLE 2**

REGION	OFFERS OF ACCEPTANCE			ACCEPTANCES		
	Male	Female	Total	Male	Female	Total
Newfoundland and Labrador	22	29	51	19	26	45
Other Canada	6	7	13	2	0	2
New Brunswick	4	7	11	4	6	10
Prince Edward Island	0	2	2	0	2	2
Non-Canadian	7	0	7	1	0	1
<b>TOTAL:</b>	<b>39</b>	<b>45</b>	<b>84</b>	<b>26</b>	<b>34</b>	<b>60</b>

Age

The average age of the class is ~~22~~<sup>23</sup> with a range from 20-~~21~~<sup>29</sup> years.

5. ACADEMIC QUALIFICATIONS OF THE ENTERING CLASS

- a) The academic overall average continues to be of high caliber.
- b) MCAT continues to be of high caliber.
- c) A wide variety of degree programs and university/colleges are represented.

The following is a breakdown of the academic qualifications:

MCAT Average

<i>Overall</i>	<i>Verbal Reasoning</i>	<i>Physical Sciences</i>	<i>Biological Sciences</i>	<i>Writing Sample</i>
28	9.2	9.0	9.6	Q

Overall Average and Prerequisite Average

Mean Overall Average - 83.72 % (Range 73% - 92%)

Mean Overall English Prerequisite Average - 78.87 %.

Range of Academics

<u>Grade %</u>	<u># of Students</u>
85+	25
80-84	29
76-79	4
70-75	2

Years of Study - Average = 5

<u>Years</u>	<u># of Students</u>
3	0
4	24
5	19
6	8
6+	9

Degrees

Bachelors	-	25
Honours	-	31
Masters/Law	-	4
Doctorate	-	0

**Subjects and Declared Majors**

Applied Biology  
Athletic Therapy  
Basic Medical Sciences  
Behavioural Neuroscience  
Biochemistry  
Biochemistry/Behav.Neuroscience  
Biochemistry/Chemistry  
Biochemistry/Microbiology  
Biochemistry/Nutrition  
Biochemistry/Psychology  
Biology  
Bio-Medical Sciences  
Cancer Research  
Chemistry  
Engineering  
    Computers  
    Electrical  
    Mechanical

English  
Environmental Science  
Experimental Psychology  
French  
Forensic Science  
Genetic Counselling  
History  
Home Support  
International Development Stud.  
Kinesiology  
Life Science  
Management Information Svs.  
Mathematics  
Medicine  
    Clinical Epidemiology  
    Genetic Epidemiology  
    Human Genetics  
Microbiology/Immunology

Nursing  
Nutrition  
Nutritional Biochemistry  
Pharmacy  
Political Science  
Psychology  
Respiratory Therapy

**Universities and Colleges Attended**

Bishop's University  
Brandeis University  
Corona College  
Dalhousie University  
Duke University  
Georgia Institute of Technology  
McMaster University  
Memorial University

Michener Institute of Applied  
    Health Sciences  
Mount Allison University  
Mount Saint Vincent University  
Queen's University  
Regent College  
Saint Mary's University  
University of Georgia

University of Guelph  
University of New Brunswick  
University of Ottawa  
York University

s. 40(1)



*MD (CCFP) Acting for:*

Wanda Parsons, MD, CCFP, FCFP  
Assistant Dean for Admissions

Committee on Admissions

Attachments

**Admissions Office  
Faculty of Medicine  
Newfoundland and Labrador  
Applicants and Acceptance Entry 2007**

7/10/08

Town/City	Pop. > 7000	2007					
		Applicants	Male	Female	Accept	Male	Female
St. John's	100,995	74	31	43	16	10	6
Mount Pearl	25,170	12	4	8	3	1	2
CBS	19,945	9	3	6	3	1	2
Paradise	12,584	1	1	0	-	-	-
Torbay	6,281	5	0	5	3	0	3
<b>SUBTOTAL</b>	164,975	101	39	62	25	12	13
Corner Brook	24,870	4	4	0	1	1	0
Grand Falls	13,515	4	1	3	0	0	0
Gander	9,660	5	4	1	4	4	0
Stephenville	9,130	1	1	0	1	1	0
Labrador	7,745	3	2	1	0	0	0
<b>SUBTOTAL</b>	64,920	17	12	5	6	6	0

Town/City	Pop. < 7000	2007					
		Applicants	Male	Female	Accept	Male	Female
Deer Lake	6,320	✓ 1	✓ 1	0	-	✓ -	-
Clarenville	5,670	✓ 4	✓ 2	2	✓ 3	✓ 1	2
Carbonear	5,415	✓ 4	✓ 1	3	2	✓ 0	2
Marystown	4,680	✓ 2	✓ 2	0	-	-	-
Port aux Basques	4,620	✓ 1	✓ 0	1	1	✓ 0	1
Botwood	4,195	✓ 1	✓ 0	1	1	✓ 0	1
Lewisporte	4,150	✓ 1	✓ 0	1	-	✓ -	-

Town/City	Pop. < 7000	2007					
		Applicants	Male	Female	Accept	Male	Female
Pasadena	3,180	✓ 2	✓ 0	2	1	✓ 0	1
Harbour Grace	3,074	✓ 2	✓ 0	2	-	✓ -	-
Bay Roberts	3,010	✓ 3	✓ 0	3	1	✓ 0	1
Grand Bank	2,583	✓ 2	✓ 1	1	1	✓ 0	1
Burin	2,483	✓ 1	✓ 0	1	-	✓ -	-
Twillingate	2,448	✓ 2	✓ 0	2	1	✓ 0	1
Hare Bay	2,020	✓ 2	✓ 1	1	1	✓ 0	1
Summerside	1,304	✓ 1	✓ 0	1	-	✓ -	-
Baie Verte	1,274	✓ 1	✓ 0	1	-	✓ -	-
Milltown	865	✓ 1	✓ 1	0	-	✓ -	-
Whitbourne	855	✓ 1	✓ 1	0	-	✓ -	-
Robert's Arm	841	✓ 1	✓ 1	0	-	✓ -	-
Avondale	740	✓ 3	✓ 0	3	1	✓ 0	1
Point Leamington	649	✓ 1	✓ 0	1	-	✓ -	-
Meadows	637	✓ 2	✓ 1	1	-	✓ -	-
Fogo Island	488	✓ 1	✓ 0	1	-	✓ -	-
New Ferolle	417	✓ 1	✓ 1	0	-	✓ -	-
Sop's Arm	374	✓ 1	✓ 0	1	1	✓ 0	1
Little Bay	116	✓ 1	✓ 0	1	-	✓ -	-
<b>SUBTOTAL</b>	<b>62,408</b>	<b>43</b>	<b>13</b>	<b>30</b>	<b>14</b>	<b>1</b>	<b>13</b>

<b>GRAND TOTAL</b>	<b>292,303</b>	<b>161</b>	<b>64</b>	<b>97</b>	<b>45</b>	<b>19</b>	<b>26</b>
--------------------	----------------	------------	-----------	-----------	-----------	-----------	-----------

m:janet/populationtab2007

**CHAIR'S REPORT  
SEPTEMBER 2008**

NOTE TO APPLICANT: All redactions on this page are made pursuant to s. 40(1).

1. The membership of the Committee for this academic year was:

Dr. Jill Barter  
[Redacted]

Dr. Natalie Beausoleil  
Dr. Paul Dancey  
[Redacted]

Dr. Jim Hickey

Ms. Janet McHugh  
Dr. Gerry Mugford  
Dr. Conleth O'Maonaigh  
Dr. Robert Porter  
Dr. Mahesh Raju  
[Redacted]

Dr. Pam Snow  
Dr. Bruno Stuyvers  
Dr. Reza Tabrizchi

IAP Office  
Acting Chair  
Medical Student Representative  
Community Health Representative  
Clinical Medical Sciences Representative  
Medical Student Representative  
Newfoundland and Labrador Medical Association Representative  
Admissions Officer  
Faculty at Large Representative  
Clinical Medical Sciences Representative  
Faculty at Large Representative  
NB and PEI Representative  
Rural Representative  
Community Representative  
Clinical Medical Sciences Representative  
Basic Medical Sciences Representative  
Basic Medical Sciences Representative

NOTE TO APPLICANT: Appendix A is non-responsive to the request. As such, it is excluded from the records.

Attached is a list of members who interviewed this academic year. (Appendix A)

I wish to record my appreciation of the hard work and dedication of all Committees and the staff in the Admissions Office.

Again this year we conducted tours and presentations on the different facilities in the Medical School for applicants who were interviewed. I would like to thank all involved in making this a success, particularly the Coordinators and all the medical students involved.

2. Meetings were conducted from September 2007 - June 2008. The Admissions Committee members assessed and ranked files. Members from both Committees interviewed approximately 220 students.

### 3. APPLICANTS

The following is a breakdown of applications:

<u>TABLE 1</u>	<u>Male</u>	<u>Female</u>	<u>Total</u>
Newfoundland and Labrador	70	85	155
Other Canada	183	226	409
New Brunswick	37	51	88
Prince Edward Island	18	16	34
Non-Canadian	<u>9</u>	<u>5</u>	<u>14</u>
<b>Total:</b>	<b>317</b>	<b>383</b>	<b>700</b>

Of the total number of applications, 383 (55%) were from women. Of the 155 applications from Newfoundland and Labrador, 85 (55%) were from women.

Attached is a detailed breakdown of the Newfoundland and Labrador applications.(Appendix B)

### 4. ENTERING CLASS

s. 40(1)

A total of 64 students were admitted this year. [redacted] Newfoundland student, was granted a deferral for 2007 and registered September 2008. [redacted] Newfoundland student, was granted a deferral for 2008 and will register September 2009.

A total of 77 offers were made for 64 acceptances. Table 2 shows the numbers offered and accepted to the first year class by gender and province of residence:

**TABLE 2**

REGION	OFFERS OF ACCEPTANCE			ACCEPTANCES		
	Male	Female	Total	Male	Female	Total
Newfoundland and Labrador	18	29	47	18	29	47
Other Canada	4	5	9	2	2	4
New Brunswick	6	11	17	4	6	10
Prince Edward Island	1	2	3	0	2	2
Non-Canadian	0	1	1	0	1	1
<b>TOTAL:</b>	<b>29</b>	<b>48</b>	<b>77</b>	<b>24</b>	<b>40</b>	<b>64</b>

### Age

The average age of the class is 24 with a range from 20- 36 years.

### 5. ACADEMIC QUALIFICATIONS OF THE ENTERING CLASS

- a) The academic overall average and MCAT continues to be of high caliber.
- b) A wide variety of degree programs and university/colleges are represented.

The following is a breakdown of the academic qualifications:

#### MCAT Average

<i>Overall</i>	<i>Verbal Reasoning</i>	<i>Physical Sciences</i>	<i>Biological Sciences</i>	<i>Writing Sample</i>
28	8.8	9.3	9.6	Q

#### Overall Average and Prerequisite Average

Mean Overall Average - 83.70 % (Range 68% - 94%)

Mean Overall English Prerequisite Average - 78.96%.

#### Range of Academics

<u>Grade %</u>	<u># of Students</u>
85+	27
80-84	27
76-79	5
68-75	5

#### Years of Study - Average = 5

<u>Years</u>	<u># of Students</u>
3	2
4	27
5	15
6	13
6+	7

#### Degrees

Bachelors	-	24
Honours	-	28
Masters	-	12
Doctorate	-	0

Page 4  
Chair's Report  
September 2008

### Subjects and Declared Majors

Anthropology	Chiropractic	Health Service Administration
Applied Mental Health Ethics	Clinical Epidemiology	History
Behavioural Neuroscience	Community Health	Kinesiology
Biochemistry	Criminology	Management Consulting
Biology	Earth Science (Geophysics)	Microbiology/Immunology
Biology/Chemistry	Education	Music (Performance)
Biology/History	Engineering	Neuropsychology
Biology/Psychology	Electrical	Nuclear Medicine Technology
Biomedical Computing	Ocean/Naval Architectural	Nursing
Cancer Research	Health and Society	Organic Chemistry
Cell Biology and Biochemistry	Health Sciences	Psychology
Chemistry	Health Sciences/Biology	Psychology/Biology

### Universities and Colleges Attended

Acadia University	New Brunswick Community College	University of Prince Edward Island
Canadian Memorial Chiropractic College	Queen's University	University of Toronto
Dalhousie University	Saint Mary's University	University of Western Ontario
McGill University	Simon Fraser University	York University
McMaster University	St. Thomas University	
Memorial University	Trent University	
Mount Allison University	University of Calgary	
	University of New Brunswick	

### **Comments: Aboriginal Applicants:**

Although there is no official policy for accepting aboriginal students; however, this year on our application we did ask if an applicant wanted to identify if they were aboriginal (this information was not disclosed to the Admissions Committee). We had 8 applicants apply (5 In Province/3 Out of Province); 3 In Province applicants were interviewed and one was accepted.

s. 40(1)

Wanda Parsons, MD, CCFP, FCFP  
Assistant Dean for Admissions

Attachments

c:/chairs report/chairsreport2008

**Admissions Office, Faculty of Medicine  
Newfoundland and Labrador  
Applicants and Acceptance Entry 2008**

Town/City	Pop. > 7000	2008					
		Applicants	Male	Female	Accept	Male	Female
St. John's	100,995	79	41	38	26	13	13
Mount Pearl	25,170	12	4	8	4	1	3
CBS	19,945	6	2	4	1	1	0
Torbay	7,115	3	1	2	1	0	1
<b>SUBTOTAL</b>	<b>153,225</b>	<b>100</b>	<b>48</b>	<b>52</b>	<b>32</b>	<b>15</b>	<b>17</b>
Corner Brook	24,870	5	2	3	1	0	1
Grand Falls	13,515	2	1	1	0	0	0
Gander	9,660	1	0	1	0	0	0
Stephenville	9,130	2	1	1	0	0	0
Labrador	7,745	4	2	2	0	0	0
<b>SUBTOTAL</b>	<b>64,920</b>	<b>14</b>	<b>6</b>	<b>8</b>	<b>1</b>	<b>0</b>	<b>1</b>

Town/City	Pop. < 7000	2008					
		Applicants	Male	Female	Accept	Male	Female
Deer Lake	6,320	✓2	✓0	2	0	✓0	0
Clarenville	5,670	✓1	✓1	0	0	✓0	0
Carbonear	5,415	✓2	✓2	0	0	✓0	0
Marystown	4,680	✓2	✓1	1	2	✓1	1
Port aux Basques	4,620	✓1	✓1	0	0	✓0	0
Lewisporte	4,150	✓2	✓1	1	1	✓0	1
Springdale	3,555	✓1	✓1	0	1	✓1	0
Pasadena	3,130	✓1	✓0	1	1	✓0	1
Bay Roberts	3,010	✓4	✓0	4	2	✓0	2
St. Anthony	2,730	✓1	✓1	0	0	✓0	0
Twillingate	2,220	✓2	✓0	2	0	✓0	0
Burin	2,190	✓2	✓2	0	0	✓0	0
Gambo	1,830	✓1	✓0	1	1	✓0	1
St. Alban's	1,435	✓1	✓0	1	1	✓0	1

Town/City	Pop. < 7000	2008					
		Applicants	Male	Female	Accept	Male	Female
Trepassey	1,205	✓ 1	✓ 0	1	0	✓ 0	0
St. Mary's	1,145	✓ 1	✓ 0	1	0	✓ 0	0
Hare Bay	1,030	✓ 1	✓ 1	0	0	✓ 0	0
Robert's Arm	890	✓ 1	✓ 1	0	0	✓ 0	0
Lawn	790	✓ 1	✓ 0	1	1	✓ 0	1
Avondale	740	✓ 1	✓ 0	1	0	✓ 0	0
Port Saunders	740	✓ 1	✓ 1	0	0	✓ 0	0
Point Leamington	710	✓ 1	✓ 0	1	0	✓ 0	0
Milltown	665	✓ 1	✓ 1	0	0	✓ 0	0
Churchill Falls	645	✓ 1	✓ 0	1	0	✓ 0	0
Ferryland	630	✓ 1	✓ 1	0	1	✓ 1	0
Flower's Cove	555	✓ 1	✓ 0	1	0	✓ 0	0
Blaketown	525	✓ 1	✓ 0	1	1	✓ 0	1
Port Hope Simpson	505	✓ 1	✓ 0	1	0	✓ 0	0
Plum Point	500	✓ 1	✓ 1	0	0	✓ 0	0
Gillams	406	✓ 2	✓ 0	2	2	✓ 0	2
Brookfield	135	✓ 1	✓ 0	1	0	✓ 0	0
<b>SUBTOTAL</b>	62,771	41	16	25	14	3	11
<b>GRAND TOTAL</b>	<b>280,916</b>	<b>155</b>	<b>70</b>	<b>85</b>	<b>47</b>	<b>18</b>	<b>29</b>

m:janet/populationtab2008

**CHAIR'S REPORT  
COMMITTEE ON ADMISSIONS  
FACULTY OF MEDICINE  
SEPTEMBER 2009**

NOTE TO APPLICANT: All redactions on this page are made pursuant to s. 40(1).

1. The membership of the Committee for this academic year was:

- |                        |  |
|------------------------|--|
| Dr. Wanda Parsons      | Chair  |
| [Redacted]             | IAP Office   |
| Dr. Paul Dancey        | Medical Student Representative                               |
| Dr. Dale Foster        | Clinical Medical Sciences Representative                     |
| Dr. Andrew Furey       | University Representative                                    |
| Dr. Jim Hickey         | Clinical Medical Sciences Representative                     |
|                        | Newfoundland and Labrador Medical Association Representative |
| Ms. Janet McHugh       | Admissions Officer   |
| Dr. Gerry Mugford      | Faculty at Large Representative                              |
| Dr. Shree Mulay        | Community Health Representative                              |
| [Redacted]             | Medical Student Representative                               |
| Dr. Conleth O'Maonaigh | Clinical Medical Sciences Representative                     |
| Dr. Gary Paterno       | Bio Medical Sciences Representative                          |
| Dr. Robert Porter      | Faculty at Large Representative                              |
| Dr. Mahesh Raju        | NB and PEI Representative                                    |
| [Redacted]             | Rural Representative   |
|                        | Community Representative                                     |
| Dr. Reza Tabrizchi     | Bio Medical Sciences Representative                          |

Attached is a list of members who interviewed this academic year. (Appendix A) NOTE TO APPLICANT: Appendix A is non-responsive to the request. As such, it is excluded from the records.

I wish to record my appreciation of the hard work and dedication of all Committees and the staff in the Admissions Office. IAP Office

Again this year we conducted tours and presentations on the different facilities in the Medical School for applicants who were interviewed. I would like to thank all involved in making this a success, particularly the Coordinators and all the medical students involved.

2. Meetings were conducted from September 2008 - June 2009. The Admissions Committee members assessed and ranked files. Members from both Committees interviewed approximately 220 students.

### 3. APPLICANTS

The following is a breakdown of applications:

<u>TABLE 1</u>	<u>Male</u>	<u>Female</u>	<u>Total</u>
Newfoundland and Labrador	60	108	168
Other Canada	163	223	386
New Brunswick	27	35	62
Prince Edward Island	12	7	19
Non-Canadian	<u>3</u>	<u>7</u>	<u>10</u>
<b>Total:</b>	<b>265</b>	<b>380</b>	<b>645</b>

Of the total number of applications, 380 (59%) were from women. Of the 168 applications from Newfoundland and Labrador, 108 (64%) were from women.

Attached is a detailed breakdown of the Newfoundland and Labrador applications. (Appendix B)

### 4. ENTERING CLASS

s. 40(1)

A total of 64 students were admitted this year. [redacted] Newfoundland student, was granted a deferral for 2008 and registered September 2009. [redacted] and [redacted] Newfoundland students, were granted deferrals for 2009 and will register September 2010.

A total of 94 offers were made for 65 acceptances. Table 2 shows the numbers offered and accepted to the first year class by gender and province of residence:

**TABLE 2**

<u>REGION</u>	<u>OFFERS OF ACCEPTANCE</u>			<u>ACCEPTANCES</u>		
	<u>Male</u>	<u>Female</u>	<u>Total</u>	<u>Male</u>	<u>Female</u>	<u>Total</u>
Newfoundland and Labrador	19	32	51	19	31	50
Other Canada	6	7	13	1	0	1
New Brunswick	11	13	24	7	3	10
Prince Edward Island	3	2	5	2	2	4
Non-Canadian	0	1	1	0	0	0
<b>TOTAL:</b>	<b>39</b>	<b>55</b>	<b>94</b>	<b>29</b>	<b>36</b>	<b>65</b>

### Age

The average age of the class is 24 with a range from 21- 37 years.

### 5. ACADEMIC QUALIFICATIONS OF THE ENTERING CLASS

- a) The academic overall average and MCAT continues to be of high caliber.
- b) A wide variety of degree programs and university/colleges are represented.

The following is a breakdown of the academic qualifications:

### MCAT Average

<i>Overall</i>	<i>Verbal Reasoning</i>	<i>Physical Sciences</i>	<i>Biological Sciences</i>	<i>Writing Sample</i>
27	8.7	8.9	9.6	Q

### Overall Average and Prerequisite Average

Mean Overall Average - 83.08 % (Range 71% - 92%)

Mean Overall English Prerequisite Average - 78.69%.

### Range of Academics

<u>Grade %</u>	<u># of Students</u>
85+	26
80-84	21
76-79	16
68-75	2

### Years of Study - Average = 5

<u>Years</u>	<u># of Students</u>
3	0
4	27
5	22
6	7
6+	9

### Degrees

Bachelors	-	26
Honours	-	34
Masters	-	4
Doctorate	-	1

**Subjects and Declared Majors**

Acupuncture  
Anthropology  
Behavioural Neuroscience  
Biochemistry  
Biology  
Biology & Chemistry  
Biology & Psychology  
Master Brewer  
Business Administration  
Chemistry  
Clinical Epidemiology  
Community Health  
Community Health & Humanities  
Computer Engineering  
French  
Integrated Sciences (Human Health & Biology)  
Kinesiology

Medical Genetics  
Medical Science  
Medical Sciences & Sociology  
Music (Theory & Composition)  
Nursing  
Pharmacy  
Physiology  
Physiotherapy  
Police Studies  
Political Sciences  
Primary Care Paramedic  
Psychology  
Public Health

**Universities and Colleges Attended**

Memorial University  
Acadia University  
Acupuncture Foundation of  
Canada Institute  
Atlantic Paramedic Academy  
College of the Holy Cross  
Dalhousie University  
Health Care Corporation of  
St. John's  
Institute & Guild of Brewing  
Karolinska Institutet  
McMaster University

Mount Allison University  
National University of Singapore  
Simon Fraser University  
St. Francis Xavier University  
Trent University  
University of British Columbia  
University of Calgary  
University of New Brunswick

University of Ottawa  
University of Prince Edward Island  
University of Toronto  
University of Western Ontario

NOTE TO APPLICANT: Page 5 of this report is non-responsive to the request. As such, it is excluded from the records.

IAP Office

7. **DEFERRALS**

This year was one of the rare instances where the number of requests for deferrals exceeded the maximum of two allocated to be granted. The Admissions Committee granted two students deferrals and the other students were denied and began first year medical studies in August.

s. 29(1) (a)



s. 29(1) (a)

8. **REQUEST FOR REVIEW**

- a) A large number of unsuccessful applicants visited the Admissions Office to discuss their application.
- b) There were two unsuccessful applicants who submitted letters of appeal to the Dean. The Dean in consultation with the Registrar determined that the applicants did not have grounds to appeal and were informed of this.



s. 40(1)

Wanda Parsons, MD, CCFP, FCFP  
Assistant Dean for Admissions

Chair, Committee on Admissions

Attachments

c:/chairs report/chairsreport2009

Revised by Neave Revised Oct 14/2009  
 pursue from 10,000 pop  
 2009 → present  
 Dear advisor  
 given to Dr. R.

Appendix B  
 Admissions Office, Faculty of Medicine, Newfoundland and Labrador  
 Applicants and Acceptance Entry 2009

026-01-01-23

Town/City	Pop. > 10,000	2009					
		Applicants	Male	Female	Accept	Male	Female
St. John's	100,995	81	27	54	30	10	20
Mount Pearl	25,170	12	5	7	1	1	0
CBS	19,945	10	2	8	0	0	0
Corner Brook	24,870	5	2	3	1	1	0
Grand Falls	13,515	3	2	1	0	0	0
<b>SUBTOTAL</b>	<b>184,495</b>	<b>111</b>	<b>38</b>	<b>73</b>	<b>32</b>	<b>12</b>	<b>20</b>

Town/City	Pop. < 10,000	2009					
		Applicants	Male	Female	Accept	Male	Female
Gander	9,660	✓ 5	✓ 1	4	✓ 2	✓ 1	1
Stephenville	9,130	✓ 4	✓ 2	2	✓ 1	✓ 0	1
Goose Bay	7,965	✓ 1	✓ 1	0	✓ 0	✓ 0	0
Labrador City	7,745	✓ 2	✓ 1	1	✓ 1	✓ 0	1
Torbay	7,115	✓ 3	✓ 1	2	✓ 1	✓ 0	1
Bay Roberts	5,414	✓ 7	✓ 2	5	✓ 4	✓ 2	2
<b>Clarenville</b>	<b>5,274</b>	✓ 1	✓ 0	1	✓ 1	✓ 0	1
Deer Lake	4,827	✓ 3	✓ 1	2	✓ 0	✓ 0	0
Carbonear	4,723	✓ 2	✓ 0	2	✓ 1	✓ 0	1
Port aux Basques	4,319	✓ 1	✓ 1	0	✓ 0	✓ 0	0
Lewisporte	3,308	✓ 2	✓ 1	1	✓ 1	✓ 1	0
Pasadena	3,180	✓ 1	✓ 1	0	✓ 0	✓ 0	0
Botwood	3,052	✓ 1	✓ 0	1	✓ 0	✓ 0	0
Burin	2,483	✓ 1	✓ 1	0	✓ 0	✓ 0	0
Twillingate	2,448	✓ 3	✓ 0	3	✓ 1	✓ 0	1
Gambo	2,072	✓ 1	✓ 1	0	✓ 1	✓ 1	0
Shoal Harbour	1,330	✓ 1	✓ 0	1	✓ 0	✓ 0	0
St. George's	1,246	✓ 1	✓ 1	0	✓ 0	✓ 0	0
Hare Bay	1,020	✓ 1	✓ 1	0	✓ 1	✓ 1	0

Town/City	Pop. < 10,000	2009					
		Applicants	Male	Female	Accept	Male	Female
Bay d'Espoir	865	✓ 1	✓ 0	1	1	✓ 0	1
Milltown	865	✓ 1	✓ 1	0	1	✓ 1	0
Robert's Arm	841	✓ 2	✓ 1	1	0	✓ 0	0
Normans Cove	773	✓ 1	✓ 1	0	0	✓ 0	0
Fogo	748	✓ 1	✓ 0	1	0	✓ 0	0
Port Saunders	747	✓ 1	✓ 1	0	0	✓ 0	0
Churchill Falls	681	✓ 1	✓ 0	1	0	✓ 0	0
St. Lunaire-Griquet	666	✓ 1	✓ 0	1	0	✓ 0	0
Point Leamington	649	✓ 1	✓ 0	1	1	✓ 0	1
Blaketown	547	✓ 1	✓ 0	1	0	✓ 0	0
St. Mary's	482	✓ 1	✓ 0	1	0	✓ 0	0
Gillams	402	✓ 1	✓ 0	1	0	✓ 0	0
Woody Point	355	✓ 1	✓ 1	0	0	✓ 0	0
Flower's Cove	270	✓ 1	✓ 0	1	0	✓ 0	0
Plum Point	145	✓ 1	✓ 1	0	0	✓ 0	0
<b>SUBTOTAL</b>	<b>95,347</b>	<b>57</b>	<b>22</b>	<b>35</b>	<b>18</b>	<b>7</b>	<b>11</b>

<b>GRAND TOTAL</b>	<b>279,842</b>	<b>168</b>	<b>60</b>	<b>108</b>	<b>50</b>	<b>19</b>	<b>31</b>
--------------------	----------------	------------	-----------	------------	-----------	-----------	-----------

m:janet/populationtab2008

**Admissions Office, Faculty of Medicine, Newfoundland and Labrador  
Applicants and Acceptance Entry 2009**

Town/City	Pop. > 10,000	2009					
		Applicants	Male	Female	Accept	Male	Female
St. John's	100,995	81	27	54	30	10	20
Mount Pearl	25,170	12	5	7	1	1	0
CBS	19,945	10	2	8	0	0	0
Corner Brook	24,870	5	2	3	1	1	0
Grand Falls	13,515	3	2	1	0	0	0
<b>SUBTOTAL</b>	<b>184,495</b>	<b>111</b>	<b>38</b>	<b>73</b>	<b>32</b>	<b>12</b>	<b>20</b>

Town/City	Pop. < 10,000	2009					
		Applicants	Male	Female	Accept	Male	Female
Gander	9,660	5	1	4	2	1	1
Stephenville	9,130	4	2	2	1	0	1
Goose Bay	7,965	1	1	0	0	0	0
Labrador City	7,745	2	1	1	1	0	1
Torbay	7,115	3	1	2	1	0	1
Bay Roberts	5,414	7	2	5	4	2	2
Clarenville	5,274	1	0	1	1	0	1
Deer Lake	4,827	3	1	2	0	0	0
Carbonear	4,723	2	0	2	1	0	1
Port aux Basques	4,319	1	1	0	0	0	0
Lewisporte	3,308	2	1	1	1	1	0
Pasadena	3,180	1	1	0	0	0	0
Botwood	3,052	1	0	1	0	0	0
Burin	2,483	1	1	0	0	0	0
Twillingate	2,448	3	0	3	1	0	1
Gambo	2,072	1	1	0	1	1	0
Shoal Harbour	1,330	1	0	1	0	0	0
St. George's	1,246	1	1	0	0	0	0
Hare Bay	1,020	1	1	0	1	1	0

<b>Bay d'Espoir</b>	865	0	1	1	0	1
<b>Milltown</b>	865	1	1	0	1	0
<b>Robert's Arm</b>	841	2	1	1	0	0
<b>Normans Cove</b>	773	1	1	0	0	0
<b>Fogo</b>	748	1	0	1	0	0
<b>Port Saunders</b>	747	1	1	0	0	0
<b>Churchill Falls</b>	681	1	0	1	0	0
<b>St. Lunaire-Griquet</b>	666	1	0	1	0	0
<b>Point Leamington</b>	649	1	0	1	1	1
<b>Blaketown</b>	547	1	0	1	0	0
<b>St. Mary's</b>	482	1	0	1	0	0
<b>Gillams</b>	402	1	0	1	0	0
<b>Woody Point</b>	355	1	1	0	0	0
<b>Flower's Cove</b>	270	1	0	1	0	0
<b>Plum Point</b>	145	1	1	0	0	0
<b>SUBTOTAL</b>	95,347	57	22	35	18	11

<b>GRAND TOTAL</b>						
--------------------	--	--	--	--	--	--

m:janet/populationtab2008

**Appendix B**

**Admissions Office, Faculty of Medicine, Newfoundland and Labrador**  
**Applicants and Acceptance Entry 2009**

Town/City	Pop. > 7000	2009					
		Applicants	Male	Female	Accept	Male	Female
St. John's	100,995	81	27	54	30	10	20
Mount Pearl	25,170	12	5	7	1	1	0
CBS	19,945	10	2	8	0	0	0
Torbay	7,115	3	1	2	1	0	1
<b>SUBTOTAL</b>	<b>153,225</b>	<b>106</b>	<b>35</b>	<b>71</b>	<b>32</b>	<b>11</b>	<b>21</b>
Corner Brook	24,870	5	2	3	1	1	0
Grand Falls	13,515	3	2	1	0	0	0
Gander	9,660	5	1	4	2	1	1
Stephenville	9,130	4	2	2	1	0	1
Goose Bay	7,965	1	1	0	0	0	0
Labrador City	7,745	2	1	1	1	0	1
<b>SUBTOTAL</b>	<b>72,885</b>	<b>20</b>	<b>9</b>	<b>11</b>	<b>5</b>	<b>2</b>	<b>3</b>

Town/City	Pop. < 7000	2009					
		Applicants	Male	Female	Accept	Male	Female
Bay Roberts	5,414	7	2	5	4	2	2
Clarenville	5,274	1	0	1	1	0	1
Deer Lake	4,827	3	1	2	0	0	0
Carbonear	4,723	2	0	2	1	0	1
Port aux Basques	4,319	1	1	0	0	0	0
Lewisporte	3,308	2	1	1	1	1	0
Pasadena	3,180	1	1	0	0	0	0
Botwood	3,052	1	0	1	0	0	0
Burin	2,483	1	1	0	0	0	0
Twillingate	2,448	3	0	3	1	0	1
Gambo	2,072	1	1	0	1	1	0
Shoal Harbour	1,330	1	0	1	0	0	0
St. George's	1,246	1	1	0	0	0	0

Town/City	Pop. < 7000	2009					
		Applicants	Male	Female	Accept	Male	Female
Hare Bay	1,020	1	1	0	1	1	0
Bay d'Espoir	865	1	0	1	1	0	1
Milltown	865	1	1	0	1	1	0
Robert's Arm	841	2	1	1	0	0	0
Normans Cove	773	1	1	0	0	0	0
Fogo	748	1	0	1	0	0	0
Port Saunders	747	1	1	0	0	0	0
Churchill Falls	681	1	0	1	0	0	0
St. Lunaire-Griquet	666	1	0	1	0	0	0
Point Leamington	649	1	0	1	1	0	1
Blaketown	547	1	0	1	0	0	0
St. Mary's	482	1	0	1	0	0	0
Gillams	402	1	0	1	0	0	0
Woody Point	355	1	1	0	0	0	0
Flower's Cove	270	1	0	1	0	0	0
Plum Point	145	1	1	0	0	0	0
<b>SUBTOTAL</b>	<b>53,732</b>	<b>42</b>	<b>16</b>	<b>26</b>	<b>13</b>	<b>6</b>	<b>7</b>
<b>GRAND TOTAL</b>	<b>279,842</b>	<b>168</b>	<b>60</b>	<b>108</b>	<b>50</b>	<b>19</b>	<b>31</b>

m:janet/populationtab2008

**CHAIR'S REPORT  
COMMITTEE ON ADMISSIONS  
FACULTY OF MEDICINE  
SEPTEMBER 2010**

1. The membership of the Committee for this academic year was: **NOTE TO APPLICANT: All redactions on this page are made pursuant to s. 40(1).**

Dr. Wanda Parsons	Chair	IAP Office
Dr. Dale Foster	University Representative	
Dr. Andrew Furey	Clinical Medical Sciences Representative	
[Redacted]	Medical Student Representative	
[Redacted]	Medical Student Representative	
Dr. Jim Hickey	Newfoundland and Labrador Medical Association Representative	
Ms. Janet McHugh	Admissions Officer	
Dr. Shree Mulay	Community Health Representative	
Dr. Conleth O'Maonaigh	Clinical Medical Sciences Representative	
Dr. Gary Paterno	Bio Medical Sciences Representative	
[Redacted]	Rural Representative	
Dr. Mahesh Raju	NB and PEI Representative	
[Redacted]	Community Representative	
Dr. Katharine Stringer	Clinical Medical Sciences	
Dr. Reza Tabrizchi	Bio Medical Sciences Representative	
Dr. Lesley Turner	Faculty at Large Representative	
Dr. Peter Wang	Faculty at Large Representative	

Dr. Mahesh Raju, New Brunswick and Prince Edward Island Representative, did not participate in the Admissions process this year [Redacted]

**NOTE TO APPLICANT:** Appendix A is non-responsive to the request. As such, it is excluded from the records.

Attached is a list of members who interviewed this academic year. (Appendix A)

IAP Office

I wish to record my appreciation of the hard work and dedication of all Committees, staff in the Admissions Office and HSIMS.

Again this year we conducted tours and presentations on the different facilities in the Medical School for applicants who were interviewed. I would like to thank all involved in making this a success, particularly the Coordinators and all the medical students involved.

2. Meetings were conducted from September 2009 - June 2010. The Admissions Committee members assessed and ranked files. Members from both Committees interviewed approximately 250 students.

**3. APPLICANTS**

The following is a breakdown of applications:

<b><u>TABLE 1</u></b>	<b><u>Male</u></b>	<b><u>Female</u></b>	<b><u>Total</u></b>
Newfoundland and Labrador	67	122	189
New Brunswick	29	31	60
Prince Edward Island	8	10	18
Other Competitions	<u>149</u>	<u>209</u>	<u>358</u>
<b>Total:</b>	<b>253</b>	<b>372</b>	<b>625</b>

Of the total number of applications, 372 (60%) were from women. Of the 189 applications from Newfoundland and Labrador, 122 (65%) were from women.

Attached is a detailed breakdown of the Newfoundland and Labrador applications. (Appendix B)

**4. ENTERING CLASS**

A total of 64 students were admitted this year. [redacted] and [redacted] Newfoundland students, were granted a deferral for 2009 and registered August 2010. [redacted] and [redacted] Newfoundland students, were granted deferrals for 2010 and will register August 2011.

s. 40(1)

s. 40(1)

A total of 92 offers were made for 64 acceptances. Table 2 shows the numbers offered and accepted to the first year class by gender and province of residence:

**TABLE 2**

<b>REGION</b>	<b>OFFERS OF ACCEPTANCE</b>			<b>ACCEPTANCES</b>		
	Male	Female	Total	Male	Female	Total
Newfoundland and Labrador	14	38	52	12	35	47
New Brunswick	6	11	17	4	6	10
Prince Edward Island	0	6	6	0	4	4
Other Competitions	10	7	17	0	3	3
<b>TOTAL:</b>	<b>30</b>	<b>62</b>	<b>92</b>	<b>16</b>	<b>48</b>	<b>64</b>

...../3

**Age**

The average age of the class is 24 with a range from 22- 39 years.

4. **ACADEMIC QUALIFICATIONS OF THE ENTERING CLASS**

- a) The academic overall average and MCAT continues to be of high caliber.
- b) A wide variety of degree programs and university/colleges are represented.

The following is a breakdown of the academic qualifications:

**MCAT Average**

<i>Overall</i>	<i>Verbal Reasoning</i>	<i>Physical Sciences</i>	<i>Biological Sciences Sample</i>	<i>Writing</i>
28	9.1	9.1	9.9	Q

**Overall Average and Prerequisite Average**

Mean Overall Average - 84.43 % (Range 72% - 94%)

Mean Overall English Prerequisite Average - 78.51%.

**Range of Academics**

<u>Grade %</u>	<u># of Students</u>
85+	37
80-84	18
76-79	5
72-75	4

**Years of Study - Average = 5**

<u>Years</u>	<u># of Students</u>
3	1
4	28
5	20
6	9
6+	6

**Degrees**

Bachelors	-	26
Honours	-	26
Masters	-	12
Doctorate	-	0

...../4

**Subjects and Declared Majors**

Applied Mathematics	Health Sciences
Applied Sciences	Human Genetics
Behavioural Neuroscience	International Business
Biochemistry	Kinesiology
Biochemistry & Behavioural Neurosciences	Life Sciences
Biochemistry & Nutrition	Marketing/Entrepreneurship
Biology	Mathematics
Biology & Chemistry	Mechanical Engineering
Biology & Psychology	Microbiology & Immunology
Business Administration	Music (Trombone Performance)
Business Management	Music Performance
Cardiovascular & Renal Sciences	Nursing
Chemistry	Pharmacy
Clinical Epidemiology	Physiotherapy
Education	Population & Public Health
Exercise & Work Physiology	Primary Care Paramedic
Forensic Science	Psychology
French	Public Health
Health Promotion	

**Universities and Colleges Attended**

Memorial University	McGill University
Brock University	McMaster University
Cambrian College	Mount Allison University
Concordia University	Queen's University
Dalhousie University	Saint Mary's University
George Brown College	St. Francis Xavier University
Holland College	University of London
Laurentian University of Sudbury	University of New Brunswick

...../5

**6. NEW INTIATIVES**

a) Admissions Committee to review and rank applications on-line for 2011;  
The Admissions Office is working with HSIMS in order for the Admissions Committee to be able to review and rank applications on-line from their personal computer.

b) Aboriginal Health Human Resources Initiative (AHHRI)  
For the entering class of 2011 there will be two seats reserved for Newfoundland and Labrador competitive aboriginal applicants. For last year's admissions cycle there were members from the aboriginal communities involved with the interview process; for admissions for 2011 there will also be an aboriginal member on the Admissions Committee.

c) Yukon Territory  
For the entering class of 2011 there will be one seat reserved for a Yukon Territory competitive applicant. Correspondence is ongoing with regards to representation from the Yukon on the Admissions/Interview Committees.

**7. REQUEST FOR REVIEW**

- a) A large number of unsuccessful applicants visited the Admissions Office to discuss their application.
- b) There were two unsuccessful applicants who submitted letters of appeal to the Dean. The Dean in consultation with the Registrar determined that the applicants did not have grounds to appeal and were informed of this.

 s. 40(1)

Wanda Parsons, MD, CCFP, FCFP  
Assistant Dean for Admissions

Chair, Committee on Admissions

Attachments

c:/chairs report/chairsreport2010

Admissions Office, Faculty of Medicine, Newfoundland and Labrador  
 Applicants and Acceptance Entry 2010

Town/City	Pop. > 10,000	2010					
		Applicants	Male	Female	Accept	Male	Female
St. John's	100,995	90	37	53	17	5	12
Mount Pearl	25,170	10	1	9	2	0	2
CBS	19,945	8	1	7	6	1	5
Corner Brook	24,870	7	3	4			
Grand Falls	13,515	9	3	6	3	0	3
<b>SUBTOTAL</b>		124	45	79	28	6	22

Town/City	Pop. < 10,000	2010					
		Applicants	Male	Female	Accept	Male	Female
Gander	9,660	✓ 3	✓ 0	3	2	✓ 0	2
Stephenville	9,130	✓ 2	✓ 2	0		✓	
Goose Bay	7,965	✓ 1	✓ 0	1	1	✓ 0	1
Labrador City	7,745	✓ 3	✓ 0	3		✓	
Torbay	7,115	✓ 5	✓ 2	3	1	✓ 0	1
Marystown	5,436	✓ 2	✓ 1	1		✓	
Bay Roberts	5,414	✓ 3	✓ 0	3	1	✓ 0	1
<b>Clarenville</b>	<b>5,274</b>	<b>✓ 1</b>	<b>✓ 0</b>	<b>1</b>		<b>✓</b>	
Deer Lake	4,827	✓ 3	✓ 0	3	1	✓ 0	1
Carbonear	4,723	✓ 1	✓ 0	1		✓	
Port aux Basques	4,319	✓ 1	✓ 1	0		✓	
Bell Island	2,780	✓ 1	✓ 0	1		✓	
Springdale	2,764	✓ 1	✓ 0	1	1	✓ 0	1
Grand Bank	2,580	✓ 1	✓ 1	0		✓	
Burin	2,483	✓ 1	✓ 1	0		✓	
Twillingate	2,448	✓ 1	✓ 0	1		✓	
St. George's	1,246	✓ 1	✓ 1	0		✓	

Town/City	Pop. < 10,000	2010					
		Applicants	Male	Female	Accept	Male	Female
Arnolds Cove	1,003	✓1	✓1	0	1	✓1	0
Whitbourne	855	✓1	✓0	1		✓	
Robert's Arm	841	✓1	✓1	0	1	✓1	0
Normans Cove	773	✓1	✓1	0		✓	
Buchans	761	✓1	✓0	1		✓	
Carmanville	753	✓1	✓1	0		✓	
Fogo	748	✓3	✓0	3	1	✓0	1
Port Saunders	747	✓1	✓1	0		✓	
Colliers	722	✓1	✓0	1	1	✓0	1
Avondale	667	✓1	✓1	0		✓	
Trout River	604	✓1	✓0	1	1	✓0	1
Musgravetown	583	✓1	✓1	0	1	✓1	0
Blaketown	547	✓2	✓0	2		✓	
Ferryland	529	✓1	✓0	1		✓	
St. Mary's	482	✓4	✓0	4	1	✓0	1
Bay de Verde	470	✓1	✓0	1		✓	
Trinity East	351	✓1	✓0	1	1	✓0	1
New Ferolle	275	✓1	✓1	0	1	✓1	0
Flower's Cove	270	✓2	✓0	2		✓	
Grand LePierre	264	✓1	✓0	1	1	✓0	1
Mobile	221	✓1	✓1	0	1	✓1	0
Long Harbour	211	✓2	✓2	0	✓	✓	
Bonne Bay	190	✓1	✓1	0		✓	
Picadilly	160	✓1	✓0	1		✓	
Bareneed	153	✓1	✓1	0	1	✓1	0
Plum Point	145	✓1	✓0	1		✓	
<b>SUBTOTAL</b>		65	22	43	19	6	13
<b>GRAND TOTAL</b>		65	22	43	19	6	13

N://populationtab2010

**CHAIR'S REPORT  
COMMITTEE ON ADMISSIONS  
FACULTY OF MEDICINE  
SEPTEMBER 2011**

NOTE TO APPLICANT: All redactions on this page are made pursuant to s. 40(1).

1. The membership of the Committee for this academic year was: IAP Office

Dr. Wanda Parsons	Chair
[Redacted]	Medical Student Representative
[Redacted]	Newfoundland and Labrador Aboriginal Representative
Ms. Marie Donovan	University Representative
[Redacted]	Medical Student Representative
Dr. Andrew Furey	Clinical Medical Sciences Representative
Dr. Maria Goodridge	Clinical Medical Sciences Representative
[Redacted]	Community Representative
Dr. Jim Hickey	Newfoundland and Labrador Medical Association Representative
Dr. Mani Larijani	Biomedical Sciences Representative
Ms. Janet McHugh	Admissions Officer
Dr. Mahesh Raju	NB and PEI Representative
[Redacted]	Rural Representative
Dr. Katharine Stringer	Clinical Medical Sciences
Dr. Bruno Stuyvers	Biomedical Sciences Representative
Dr. Lesley Turner	Faculty at Large Representative
Dr. Peter Wang	Community Health Representative

Dr. Sahar Iqbal withdrew from the Admissions Committee in December, leaving a Clinical Sciences position vacant for the year.

NOTE TO APPLICANT: Appendix A is non-responsive to the request. As such, it is excluded from the records.

Attached is a list of members who interviewed this academic year. (Appendix A)

IAP Office

I wish to record my appreciation of the hard work and dedication of all Committees and the staff in the Admissions Office.

Again this year we conducted tours and presentations on the different facilities in the Medical School for applicants who were interviewed. I would like to thank all involved in making this a success, particularly the Coordinators and all the medical students involved.

The Admissions Committee members were busy from October 2010 – June 2011 with meetings, and assessing/ranking files.

Members from both Committees interviewed approximately 250 students.

*Aboriginal seat introduced (2 seats)  
Yukon seat introduced (1 seat)*

This past year Admissions Committee members could review and rank applications offsite from a secure online website. This initiative was a great success and greatly appreciated by the Admissions Committee members.

## 2. APPLICANTS

The following is a breakdown of applications:

**TABLE 1**

<b>Region</b>	<b>Male</b>	<b>Female</b>	<b>Total</b>
Newfoundland and Labrador	79	102	181
Aboriginal	1	5	6
New Brunswick	41	24	65
Prince Edward Island	14	7	21
Yukon	4	4	8
Other Competitions	149	173	322
<b>TOTAL:</b>	<b>288</b>	<b>315</b>	<b>603</b>

Of the total number of applications, 315 (52%) were from women. Of the 187 applications from Newfoundland and Labrador, 107 (57%) were from women.

Attached is a detailed breakdown of the Newfoundland and Labrador applications. (Appendix B)

## 3. ENTERING CLASS

A total of 64 students were admitted this year. There were two Newfoundland students who were granted deferrals for 2010; one student registered August 2011 and the other student withdrew their deferral of admissions. A Newfoundland student was granted a deferral for 2011 and is expected to register August 2012.

A total of 82 offers were made for 64 acceptances. Table 2 shows the numbers offered and accepted to the first year class by gender and province of residence:

**TABLE 2**

REGION	OFFERS OF ACCEPTANCE			ACCEPTANCES		
	Male	Female	Total	Male	Female	Total
Newfoundland and Labrador	25	24	49	23	22	45
Aboriginal	0	2	2	0	2	2
New Brunswick	6	8	14	5	5	10
Prince Edward Island	6	3	9	2	2	4
Yukon	1	3	4	0	1	1
Other Competitions	1	3	4	0	2	2
<b>TOTAL:</b>	<b>39</b>	<b>43</b>	<b>82</b>	<b>30</b>	<b>34</b>	<b>64</b>

**Age**

The average age of the class is 25 with a range from 21- 40 years.

4. **ACADEMIC QUALIFICATIONS OF THE ENTERING CLASS**

- a) The academic overall average and MCAT continues to be of high caliber.
- b) A wide variety of degree programs and university/colleges are represented.

The following is a breakdown of the academic qualifications:

**MCAT Average**

<i>Overall</i>	<i>Verbal Reasoning</i>	<i>Physical Sciences</i>	<i>Biological Sciences Sample</i>	<i>Writing</i>
28.40	8.95	9.58	9.88	Q

**Overall Average and Prerequisite Average**

Mean Overall Average - 83.64 % (Range 71% - 95%)

Mean Overall English Prerequisite Average - 78.55%.

**Range of Academics**

<u>Grade %</u>	<u># of Students</u>
85+	33
80-84	18
76-79	6
68-75	7

**Degrees**

Bachelors	26
Honours	13
Graduate Diplomas	7
Masters	17
Doctorate	1

**Years of Study - Average = 5**

<u>Years</u>	<u># of Students</u>
4	18
5	17
6	16
7	5
7+	8

**Subjects and Declared Majors**

Audiology	Genetics & Cell Biology
Behavioural Neurosciences	Geology
Biochemistry	Geriatric Home Support
Biochemistry & Behavioural Neurosciences	Health Sciences
Biochemistry & Human Biology	History & Literature of Music
Biochemistry & Nutrition	Humanities
Bioethics	International Health & Development
Biology	Kinesiology
Biology & Chemistry	Life Sciences
Biology & History	Marketing ✓ (Commerce)
Biology & Psychology	Medical Genetics
Cancer (Medicine)	Music Performance
Chemistry	Nursing
Chemistry & Computer Science	Pharmacology
Chemistry & Earth Sciences	Pharmacy
Clinical Epidemiology	Philosophy
Community Health	Physics
Earth Sciences	Physics & Applied Mathematics
Education	Physiotherapy
Electrical Engineering	Population & Public Health
English	Psychology
Environmental Health	Public Health
Environmental Science	Religious Studies
Food Safety	Sports Medicine

**Universities and Colleges Attended**

Memorial University  
Brown University  
Corona College  
Dalhousie University  
Fisheries & Marine Institute of MUN  
McGill University  
McMaster University  
Mercyhurst College  
Mount Allison University  
Queen's University

Royal Conservatory of Music  
St. Francis Xavier University  
St. Thomas University  
University of British Columbia  
University of New Brunswick  
University of Ottawa  
University of Oxford  
University of Prince Edward Island  
University of Toronto  
University of Victoria  
York University

**5. REQUEST FOR REVIEW**

- a) A large number of unsuccessful applicants visited the Admissions Office to discuss their applications.
- b) There was one unsuccessful applicant who submitted a letter of appeal to the Dean. The Dean in consultation with the Registrar determined that the applicant did not have grounds to appeal and was informed of this.



s. 40(1)

Wanda Parsons, MD, CCFP, FCFP  
Assistant Dean for Admissions

Chair, Committee on Admissions

Attachments

c:/chairs report/chairsreport2011

Admissions Office, Faculty of Medicine, Newfoundland and Labrador Appendix B  
Applicants and Acceptance Entry 2011

026-01-01-23

Town/City	Pop. > 10,000	2011					
		Applicants	Male	Female	Accept	Male	Female
St. John's	100,995	95	47	48	23	14	9
Mount Pearl	25,170	15	6	9	4	1	3
CBS	19,945	6	1	5	2	0	2
Corner Brook	24,870	10	3	7	3	0	3
Grand Falls	13,515	4	1	3	02	01	01
Paradise	12,640	1	0	1	0	0	0
<b>SUBTOTAL</b>		131	58	73	34	16	18

Town/City	Pop. < 10,000	2011					
		Applicants	Male	Female	Accept	Male	Female
Gander	9,660	2	1	1	0	0	0
Stephenville	9,130	3	2	1	1	1	0
Labrador City	7,745	3	1	2	1	1	0
Torbay	7,115	3	1	2	1	1	0
Marystown	5,436	2	2	0	1	1	0
Bay Roberts	5,414	5	2	3	0	0	0
Clarenville	5,274	2	1	1	0	0	0
Deer Lake	4,827	1	0	1	0	0	0
Carbonear	4,723	4	2	2	1	0	1
Port aux Basques	4,319	1	1	0	0	0	0
Lewisporte	4,145	1	0	1	0	0	0
Botwood	3,995	2	1	1	1	1	0
Bonavista	3,764	1	1	0	0	0	0
Pasadena	3,195	1	1	0	0	0	0
Burin	2,483	1	1	0	0	0	0
Twillingate	2,448	2	0	2	1	0	1
Placentia	2,115	2	0	2	0	0	0
Trepassey	1,055	1	1	0	0	0	0
Nain	1,020	1	0	1	0	0	0

Town/City	Pop. < 10,000	2011					
		Applicants	Male	Female	Accept	Male	Female
Normans Cove	773	✓ 2	✓ 2	0	2	✓ 2	0
Fogo	748	✓ 1	✓ 0	1	0	✓ 0	0
Port Saunders	747	✓ 1	✓ 1	0	0	✓ 0	0
Lawn	705	✓ 1	✓ 0	1	0	✓ 0	0
Old Perlican	675	✓ 1	✓ 0	1	1	✓ 0	1
Avondale	667	✓ 1	✓ 0	1	0	✓ 0	0
Musgravetown	583	✓ 1	✓ 1	0	0	✓ 0	0
Blaketown	547	✓ 1	✓ 0	1	0	✓ 0	0
Ferryland	529	✓ 1	✓ 0	1	0	✓ 0	0
North West River	492	✓ 1	✓ 0	1	1	✓ 0	1
St. Mary's	482	✓ 2	✓ 0	2	0	✓ 0	0
Gillams	402	✓ 2	✓ 0	2	1	✓ 0	1
Flower's Cove	270	✓ 1	✓ 0	1	0	✓ 0	0
South Dildo	235	✓ 1	✓ 0	1	1	✓ 0	1
Plum Point	145	✓ 1	0	1	0	✓ 0	0
<b>SUBTOTAL</b>		56	22	34	13	7	6
<b>GRAND TOTAL</b>							

N://populationtab2011

**CHAIR'S REPORT  
COMMITTEE ON ADMISSIONS  
FACULTY OF MEDICINE  
SEPTEMBER 2012**

NOTE TO APPLICANT: All redactions on this page are made pursuant to s. 40(1).

1. The membership of the Committee for this academic year was:

IAP Office

Dr. Paul Dancey	Acting Chair
Dr. Darryl Boone	Clinical Medical Sciences
[REDACTED]	Medical Student Representative
Dr. Phil Davis	University Representative
Dr. Maria Goodridge	Faculty at Large Representative
[REDACTED]	Community Representative
Dr. Jim Hickey	Newfoundland and Labrador Medical Association Representative
[REDACTED]	Medical Student Representative
[REDACTED]	NL Aboriginal Representative
Dr. Todd Lambert	New Brunswick Representative
Dr. Mani Larijani	BioMedical Sciences Representative
Ms. Janet McHugh	Admissions Officer
Dr. Jennifer O'Dea	Faculty at Large Representative
Dr. Atanu Sarkar	Community Health/Humanities Representative
[REDACTED]	Rural Representative
Dr. Katharine Stringer	Clinical Medical Sciences Representative
Dr. Bruno Stuyvers	Biomedical Sciences Representative
Dr. Reza Tabrizchi	Clinical Medical Sciences Representative
Dr. Richard Wedge	Prince Edward Island Representative

Dr. Yagang Xie withdrew from the Admissions Committee in December. Dr. Reza Tabrizchi was co-opted to take his place.

NOTE TO APPLICANT: Appendix A is non-responsive to the request. As such, it is excluded from the records.

Attached is a list of members who interviewed this academic year. (Appendix A).

IAP Office

I wish to record my appreciation of the hard work and dedication of all Committees and the staff in the Admissions Office.

Again this year we conducted tours and presentations on the different facilities in the Medical School for applicants who were interviewed. I would like to thank all involved in making this a success, particularly the Coordinators and all the medical students involved.

The Admissions Committee members were busy from October 2011 – June 2012 with meetings, and assessing/ranking files.

Members from both Committees interviewed approximately 220 students.

## 2. APPLICANTS

The following is a breakdown of applications:

**TABLE 1**

<b>Region</b>	<b>Male</b>	<b>Female</b>	<b>Total</b>
Newfoundland and Labrador (Aboriginals)	64 (10)	101 (7)	165 (17)
New Brunswick	44	34	78
Prince Edward Island	13	7	20
Yukon	3	1	4
Other Competitions	135	190	325
<b>TOTAL:</b>	<b>259</b>	<b>333</b>	<b>592</b>

Of the total number of applications, 333 (56%) were from women. Of the 165 applications from Newfoundland and Labrador, 101 (61%) were from women.

Attached is a detailed breakdown of the Newfoundland and Labrador applications.  
 (Appendix B)

## 3. ENTERING CLASS

A total of 66 students were admitted this year. There was one Newfoundland student who was granted a deferral in 2011; this student's deferral is extended to August 2013. Another Newfoundland student was granted a deferral this year and is expected to register August 2013.

A total of 95 offers were made for 66 acceptances. Table 2 shows the numbers offered and accepted to the first year class by gender and province of residence:

**TABLE 2**

REGION	OFFERS OF ACCEPTANCE			ACCEPTANCES		
	Male	Female	Total	Male	Female	Total
Newfoundland and Labrador (Aboriginals)	20 (4)	30 (2)	50 (6)	19 (4)	29 (2)	48 (6)
New Brunswick	13	8	21	5	5	10
Prince Edward Island	8	2	10	3	1	4
Yukon	2	1	3	1	0	1
Other Competitions	8	3	11	1	2	3
<b>TOTAL:</b>	<b>51</b>	<b>44</b>	<b>95</b>	<b>29</b>	<b>37</b>	<b>66</b>

**Age**

The average age of the class is 24 with a range from 21- 34 years.

**4. ACADEMIC QUALIFICATIONS OF THE ENTERING CLASS**

- a) The academic overall average and MCAT continues to be of high caliber.
- b) A wide variety of degree programs and university/colleges are represented.

The following is a breakdown of the academic qualifications:

**MCAT Average**

<i>Overall</i>	<i>Verbal Reasoning</i>	<i>Physical Sciences</i>	<i>Biological Sciences Sample</i>	<i>Writing</i>
28.18	8.89	9.35	9.80	Q

**Overall Average and Prerequisite Average**

Mean Overall Average - 83.80 % (Range 74% - 94%)

Mean Overall English Prerequisite Average - 79.11%.

Page 4  
Chair's Report  
September 2012

**Range of Academics**

<u>Grade %</u>	<u># of Students</u>
85+	28
80-84	29
76-79	8
74.00	1

**Years of Study - Average = 5**

<u>Years</u>	<u># of Students</u>
3	2
4	20
5	15
6	9
7	12
7+	8

**Degrees**

Bachelors	-	16
Honours	-	35
Graduate Diplomas		3
Masters	-	11
Doctorate	-	1

**Subjects and Declared Majors**

Anatomy & Cell Biology	Health Sciences
Behavioural Neurosciences	Health Services Administration
Biochemistry	History
Biochemistry & Behavioural Neurosciences	Human Genetics
Biochemistry & Cell Biology	Kinesiology
Biochemistry & Molecular Biology	Kinesiology & Ergonomics
Biochemistry & Psychology	Life Sciences
Bioethnics	Mechanical Engineering
Biological Engineering	Medicinal Chemistry
Biology	Medicinal Sciences
Biology & Chemistry	Molecular Biology & Biotechnology
Business	Music (Voice)
Cancer (Medicine)	Neuroscience (Medicine)
Cardiovascular & Renal Sciences	Nursing
Chemistry	Pharmacy
Clinical Epidemiology	Philosophy
Computer Science	Physics
Education	Physics & Biochemistry
Film Studies	Public Health
General Science	Psychology
Health Psychology	Space Studies


**Universities and Colleges Attended**

Memorial University  
Acadia University  
Cape Breton University  
Carleton University  
Dalhousie University  
Queen's University  
International Space University  
McGill University  
McMaster University  
Mount Allison University

Ryerson University  
St. Francis Xavier University  
University of British Columbia  
University of New Brunswick  
University of Prince Edward Island  
University of Toronto  
University of Waterloo  
University of Western Ontario

**5. REQUEST FOR REVIEW**

- a) A large number of unsuccessful applicants visited the Admissions Office to discuss their applications.
- b) There was one unsuccessful applicant who submitted a letter to the Dean. The Dean in consultation with the Admissions Office and the Registrar determined that the applicant did not have grounds to appeal and was informed of this.

 s. 40(1)  
*for*  
 Paul Dancey, MD, FRCPC  
 Acting Assistant Dean for Admissions

Acting Chair, Committee on Admissions

Attachments

c:/chairs report/chairsreport2012

**Admissions Office, Faculty of Medicine, Newfoundland and Labrador  
Applicants and Acceptance Entry 2012**

Appendix B

Town/City	Pop. > 10,000	2012					
		Applicants	Male	Female	Accept	Male	Female
St. John's	106,172	84	34	50	22	10	12
CBS	24,848	6	2	4	0	0	0
Mount Pearl	24,284	12	2	10	4	1	3
Corner Brook	19,886	2	1	1	1	0	1
Grand Falls	13,725	4	1	3	1	0	1
Gander	11,054	2	1	1	1	1	0
<b>SUBTOTAL</b>	<b>199,969</b>	<b>110</b>	<b>41</b>	<b>69</b>	<b>29</b>	<b>12</b>	<b>17</b>

Town/City	Pop. < 10,000	2012					
		Applicants	Male	Female	Accept	Male	Female
Torbay	7,397	5	1	4	2	1	1
Labrador City	7,367	2	0	2	0	0	0
Stephenville	6,719	2	1	1	1	1	0
Clarenville	6,036	1	1	0	0	0	0
Bay Roberts	5,818	4	3	1	1	1	0
Marystown	5,506	1	1	0	0	0	0
Deer Lake	4,995	2	0	2	1	0	1
Carbonear	4,739	5	2	3	2	0	2
Goulds	4,525	2	1	1	0	0	0
Port aux Basques	4,319	1	1	0	0	0	0
Placentia	3,643	1	0	1	1	0	1
Pasadena	3,352	1	1	0	1	1	0
Burin	2,424	1	1	0	0	0	0
Twillingate	2,269	1	0	1	0	0	0
Baie Verte	1,370	1	1	0	1	1	0
St. George's	1,207	2	2	0	1	1	0
Nain	1,188	1	0	1	1	0	1

Town/City	Pop. < 10,000	2012					
		Applicants	Male	Female	Accept	Male	Female
Milltown	789	✓1	✓1	0	0	✓0	0
Carmanville	737	✓1	✓1	0	0	✓0	0
Lawn	672	✓1	✓0	1	1	✓0	1
Old Perlican	661	✓1	✓1	0	0	✓0	0
Fogo	658	✓4	✓0	4	1	✓0	1
Avondale	636	✓1	✓0	1	0	✓0	0
Trepassey	570	✓1	✓1	0	0	✓0	0
Blaketown	547	✓1	✓0	1	1	✓0	1
Ferryland	465	✓2	✓0	2	0	✓0	0
St. Mary's	482	✓2	✓0	2	2	✓0	2
Wing's Point (Gander Bay South)	435	✓1	✓0	1	1	✓0	1
Gillams	407	✓1	✓0	1	0	✓0	0
Flower's Cove	308	✓1	✓0	1	0	✓0	0
River of Ponds	228	✓1	✓1	0	1	✓1	0
English Harbour West	147	✓1	✓1	0	0	✓0	0
Plum Point	145	✓1	✓0	1	0	✓0	0
King's Cove	111	✓1	✓1	0	0	✓0	0
<b>SUBTOTAL</b>	<b>80,872</b>	<b>55</b>	<b>23</b>	<b>32</b>	<b>19</b>	<b>7</b>	<b>12</b>
<b>GRAND TOTAL</b>	<b>280,841</b>	<b>165</b>	<b>64</b>	<b>101</b>	<b>48</b>	<b>19</b>	<b>29</b>

N://populationtab2013

Admissions Office, Faculty of Medicine, Newfoundland and Labrador Appendix B  
 Applicants and Acceptance Entry 2012

026-01-01-23

Town/City	Pop. > 10,000	2012					
		Applicants	Male	Female	Accept	Male	Female
St. John's	106,172	84	34	50	22	10	12
CBS	24,848	6	2	4	0	0	0
Mount Pearl	24,284	12	2	10	4	1	3
Corner Brook	19,886	2	1	1	1	0	1
Grand Falls	13,725	4	1	3	1	0	1
<b>SUBTOTAL</b>		<i>10810</i>	<i>4041</i>	<i>6869</i>	<i>2829</i>	<i>112</i>	17

Town/City	Pop. < 10,000	2012					
		Applicants	Male	Female	Accept	Male	Female
Gander	11,054	2	1	1	1	1	0
Torbay	7,397	5	1	4	2	1	1
Labrador City	7,367	2	0	2	0	0	0
Stephenville	6,719	2	1	1	1	1	0
Clarenville	6,036	1	1	0	0	0	0
Bay Roberts	5,818	4	3	1	1	1	0
Marystown	5,506	1	1	0	0	0	0
Deer Lake	4,995	2	0	2	1	0	1
Carbonear	4,739	5	2	3	2	0	2
Goulds	4,525	2	1	1	0	0	0
Port aux Basques	4,319	1	1	0	0	0	0
Placentia	3,643	1	0	1	1	0	1
Pasadena	3,352	1	1	0	1	1	0
Burin	2,424	1	1	0	0	0	0
Twillingate	2,269	1	0	1	0	0	0
Baie Verte	1,370	1	1	0	1	1	0
St. George's	1,207	2	2	0	1	1	0
Nain	1,188	1	0	1	1	0	1

*originally given  
 to Dean Sept. 2012  
 Numbers wrong.*

Town/City	Pop. < 10,000	2012					
		Applicants	Male	Female	Accept	Male	Female
Milltown	789	1	1	0	0	0	0
Carmanville	737	1	1	0	0	0	0
Lawn	672	1	0	1	1	0	1
Old Perlican	661	1	1	0	0	0	0
Fogo	658	4	0	4	1	0	1
Avondale	636	1	0	1	0	0	0
Trepassey	570	1	1	0	0	0	0
Blaketown	547	1	0	1	1	0	1
Ferryland	465	2	0	2	0	0	0
St. Mary's	482	2	0	2	2	0	2
Wing's Point (Gander Bay South)	435	1	0	1	1	0	1
Gillams	407	1	0	1	0	0	0
Flower's Cove	308	1	0	1	0	0	0
River of Ponds	228	1	1	0	1	1	0
English Harbour West	147	1	1	0	0	0	0
Plum Point	145	1	0	1	0	0	0
King's Cove	111	1	1	0	0	0	0
<b>SUBTOTAL</b>		5755	2423	3332	2019	87	12
<b>GRAND TOTAL</b>	80872	187	80	107	48 ✓	19 ✓	29 ✓

17 64 101 29

N://populationtab2012

**CHAIR'S REPORT**  
**COMMITTEE ON ADMISSIONS**  
**SEPTEMBER 2013**

NOTE TO APPLICANT: All redactions on this page are made pursuant to s. 40(1).

1. **ADMISSIONS COMMITTEE**

IAP Office

The membership of the Committee for this academic year was:

Dr. Wanda Parsons	Chair
Dr. Shabnam Asghari	Faculty Sciences Representative
Dr. Darryl Boone	Clinical Medical Sciences Representative
	Medical Student Representative
	Medical Student Representative
Dr. Philip Davis	University Representative
	Community Representative
Dr. Jim Hickey	Newfoundland and Labrador Medical Association Representative
✓	NL Aboriginal Representative
Dr. Todd Lambert	New Brunswick Representative
Dr. Mani Larijani	BioMedical Sciences Representative
Dr. Stephen Lee	Clinical Medical Sciences Representative
Ms. Janet McHugh	Admissions Officer
Dr. Cathy Murray	Faculty at Large Representative
Dr. Jennifer O'Dea	Clinical Medical Sciences Representative
Dr. Atanu Sarkar	Community Health & Humanities Representative
	Rural Representative
Dr. Barton Thiessen	Faculty at Large Representative
Dr. Richard Wedge	Prince Edward Island Representative

NOTE TO APPLICANT: Appendix A is non-responsive to the request. As such, it is excluded from the records.

Attached is a list of members who interviewed this academic year. (Appendix A).

IAP Office

I wish to record my appreciation of the hard work and dedication of all Committees and the staff in the Admissions Office.

Again this year we conducted tours and presentations on the different facilities in the Medical School for applicants who were interviewed. I would like to thank all involved in making this a success, particularly the Coordinators and all the medical students involved.

The Admissions Committee members were busy from October 2012 – May 2013 with meetings, and assessing/ranking files.

Members from both Committees interviewed approximately 230 students.

**CHAIR'S REPORT**  
**COMMITTEE ON ADMISSIONS**  
**SEPTEMBER 2013**

2. **APPLICANTS**

The following is a breakdown of applications:

**TABLE 1**

<b>Region</b>	<b>Male</b>	<b>Female</b>	<b>Total</b>
Newfoundland and Labrador (Aboriginals)	61 (3)	92 (5)	153 (8)
New Brunswick	29	38	67
Prince Edward Island	12	11	23
Yukon	2	1	3
Other Competitions	112	119	231
<b>TOTAL:</b>	<b>216</b>	<b>261</b>	<b>477</b>

Of the total number of applications, 261 (55%) were from women. Of the 153 applications from Newfoundland and Labrador, 92 (60%) were from women.

Attached are detailed breakdowns of the Newfoundland and Labrador applications, Admissions Office method (Appendix B) and Learners and Locations method (Appendix C).

3. **ENTERING CLASS**

Seventy-eight (78) students were admitted this year plus two Newfoundland students who were granted deferrals in 2012; 80 students registered for first year medical studies.

Ninety-eight (98) offers were made for 78 acceptances. Table 2 shows the numbers offered and accepted to the first year class by gender and province of residence:

**CHAIR'S REPORT**  
**COMMITTEE ON ADMISSIONS**  
**SEPTEMBER 2013**

**TABLE 2**

REGION	OFFERS OF ACCEPTANCE			ACCEPTANCES		
	Male	Female	Total	Male	Female	Total
Newfoundland and Labrador (Aboriginals)	28 (2)	31 (3)	59 (5)	28 (2)	30 (3)	58 (5)
New Brunswick	6	9	15	4	6	10
Prince Edward Island	1	4	5	1	3	4
Yukon	1	0	1	1	0	1
Other Competitions	9	9	18	1	4	5
<b>TOTAL:</b>	<b>45</b>	<b>53</b>	<b>98</b>	<b>35</b> - 56	<b>43</b> 44	<b>78</b> 50

**Age**

The average age of the class is 24 with a range from 22- 35 years.

**4. ACADEMIC QUALIFICATIONS OF THE ENTERING CLASS**

- a) The academic overall average and MCAT continues to be of high caliber.
- b) A wide variety of degree programs and university/colleges is represented in the class.

The following is a breakdown of the academic qualifications:

**MCAT Scores**

Verbal Reasoning	Physical Sciences	Writing	Biological Sciences	Total
8.62	9.14	Q	9.86	27.62

**Overall Average and Prerequisite Average**

Mean Overall Average: **84.67 % (Range 73% - 96%)**

Mean Overall English Prerequisite Average: **80.67%.**

**CHAIR'S REPORT**  
**COMMITTEE ON ADMISSIONS**  
**SEPTEMBER 2013**

**Range of Academics**

<u>Grade %</u>	<u># of Students</u>
85+	39
80-84	29
76-79	9
73-75	1

**Years of Study - Average = 5**

<u>Years</u>	<u># of Students</u>
3	1
4	28
5	24
6	13
7	3
7+	9

**Degrees**

Bachelors	24
Honours	45
Graduate Diplomas	5
Masters	3
Doctorate	1

**Subjects and Declared Majors**

Anatomy & Cell Biology	English
Applied Ethics	Food Safety
Applied Sciences	Forensic Science
Applied Social Psychology	International Development Studies
Applied Health Sciences	Kinesiology
Behavioural Neurosciences	Kinesiology (Mind Sciences)
Biochemistry	Mechanical Engineering
Biomedical Science	Mechanical Engineering (Process Civil)
Cell Biology	Medicinal Chemistry
Biological Engineering	Microbiology
Biology	Molecular Biology
Biology & Chemistry	Music
Business Administration	Neuroscience (Medicine)
Canadian Studies	Nursing
Cancer (Medicine)	Pharmacy
Cardiovascular & Renal Sciences	Physics
Chemistry	Physics & Chemistry
Clinical Epidemiology	Physiology
Clinical Sciences (Audiology)	Psychology
Commerce	Public Health
Economics	System Design Engineer

**CHAIR'S REPORT**  
**COMMITTEE ON ADMISSIONS**  
**SEPTEMBER 2013**

**Universities and Colleges Attended**

Memorial University	University of Calgary
Acadia University	University of Colorado
Dalhousie University	University of New Brunswick
McGill University	University of Ottawa
Mount Allison University	University of Prince Edward Island
Queen's University	University of Toronto
St. Francis Xavier University	University of Waterloo
St. Thomas University	University of Western Ontario
Trent University	York University

**5. REQUEST FOR REVIEW**

- a. This year, there were no requests to appeal the decision of the Admissions Committee.
- b. A large number of unsuccessful applicants visited the Admissions Office to discuss their applications.

**6. NEW INITIATIVES**

- a. **TaMMI (Traditional and Multiple Mini-Interview):** We will be implementing an exciting new interview process for admission to the Faculty of Medicine at Memorial University for entry in 2014.

Memorial's Faculty of Medicine has historically offered a traditional two-person panel (long) interview to assess applicants to the medical school. Many medical schools in Canada have replaced the panel (long) interview with the Multiple-Mini Interview (MMI) developed by McMaster University. A MMI is a process consisting of numerous short interview stations in which interviewees are presented with scenarios meant to evoke organic reactions and stimulate discussion.

s. 29(1) (a)

Therefore, beginning for the 2013-2014 admissions cycle, we will be using a hybrid of both the Traditional and MMI (TaMMI) process and which we will evaluate.

s. 29(1) (a)

**CHAIR'S REPORT**  
**COMMITTEE ON ADMISSIONS**  
**SEPTEMBER 2013**

b. **MCAT (Medical College Admissions Test):** The MCAT will be changing in 2015 and AAMC (Association of American Medical Colleges) is conducting two major studies regarding the new MCAT. The MCAT has not changed in 20 years so this is an exciting new initiative. AAMC realizes that physicians in society now have to perform many roles and a broader educational background is essential.

[Redacted]

s. 29(1) (a)

Memorial University is the only school in Canada, along with 11 top medical schools in the USA, invited to participate in the first study which is a validity study. We were invited to participate because of our emphasis on social accountability and our mission statement. This study is validating a new section of the MCAT (Psychological, Social, and Biological Foundations of Behaviour). The AAMC is conducting research on the PSBB section of the MCAT to learn whether PSBB scores predict academic performance in Behavioral and Social Science courses and clerkship. We have completed the first phase of the study which involves current medical students taking the PSBB test and and have had an excellent response rate from our students of over 85%.

Memorial will also be participating along with University of Calgary in Canada in a second study on the MCAT which is a validity services study and will take place in 2014-2015.

[Redacted]

s. 29(1) (a)

These two projects are very exciting but have exponentially increased the already heavy workload in the Admissions Office. I would like to express my sincere appreciation to Ms. Janet McHugh for all her hard work in getting these projects off the ground.

[Redacted]

s. 40(1)

Wanda Parsons, MD, FCFP  
Assistant Dean for Admissions

Chair, Committee on Admissions

Attachments

c:/chairs report/chairsreport2013

**Admissions Office, Faculty of Medicine, Newfoundland and Labrador  
Applicants and Acceptance Entry 2013**

Appendix B

Town/City	Pop. > 10,000	2013					
		Applicants	Male	Female	Accept	Male	Female
St. John's	106,172	72	34	38	31	16	15
CBS	24,848	2	0	2	1	0	1
Mount Pearl	24,284	17	4	13	1	1	0
Corner Brook	19,886	7	4	3	2	1	1
Paradise	17,695	1	0	1	1	0	1
Grand Falls	13,725	1	0	1	0	0	0
Gander	11,054	1	1	0	1	1	0
<b>SUBTOTAL</b>	<b>217,664</b>	<b>101</b>	<b>43</b>	<b>58</b>	<b>37</b>	<b>19</b>	<b>18</b>

Town/City	Pop. < 10,000	2013					
		Applicants	Male	Female	Accept	Male	Female
Happy Valley-Goose Bay	7,552	2 ✓	0	2	0 ✓	0	0
Torbay	7,397	3 ✓	1	2	2 ✓	1	1
Labrador City	7,367	4 ✓	0	4	1 ✓	0	1
Portugal Cove- St. Phillips	7,366	1 ✓	0	1	0 ✓	0	0
Stephenville	6,719	1 ✓	0	1	1 ✓	0	1
Bay Roberts	5,818	3 ✓	1	2	0 ✓	0	0
Marystown	5,506	2 ✓	1	1	1 ✓	0	1
Deer Lake	4,995	1 ✓	0	1	1 ✓	0	1
Carbonear	4,739	2 ✓	1	1	1 ✓	0	1
Goulds	4,525	5 ✓	3	2	2 ✓	1	1
Placentia	3,643	1 ✓	0	1	0 ✓	0	0
Harbour Grace	3,131	1 ✓	1	0	1 ✓	1	0
Botwood	3,008	1 ✓	0	1	0 ✓	0	0
Springdale	2,907	1 ✓	0	1	0 ✓	0	0
Burin	2,424	2 ✓	1	1	2 ✓	1	1
Grand Bank	2,415	2 ✓	1	1	0 ✓	0	0
Twillingate	2,269	3 ✓	0	3	2 ✓	0	2

Town/City	Pop. < 10,000	2013					
		Applicants	Male	Female	Accept	Male	Female
Glovertown	2,122 ✓	1 ✓	0	1	0 ✓	0	0
Clarke's Beach	1,396 ✓	1 ✓	0	1	0 ✓	0	0
St. Lawrence	1,244 ✓	1 ✓	0	1	0 ✓	0	0
Lethbridge	900 ✓	1 ✓	1	0	0 ✓	0	0
Milltown	789 ✓	1 ✓	1	0	1 ✓	1	0
Old Perlican	661 ✓	1 ✓	1	0	1 ✓	1	0
Fogo	658 ✓	2 ✓	0	2	1 ✓	0	1
Avondale	636 ✓	1 ✓	0	1	0 ✓	0	0
Terrenceville	530 ✓	1 ✓	1	0	0 ✓	0	0
Ferryland	465 ✓	1 ✓	0	1	0 ✓	0	0
Gillams	407 ✓	1 ✓	0	1	1 ✓	0	1
Lamaline	286 ✓	1 ✓	1	0	1 ✓	1	0
Caplin Cove	130 ✓	1 ✓	1	0	1 ✓	1	0
Brig Bay	117 ✓	1 ✓	0	1	0 ✓	0	0
King's Cove	111 ✓	2 ✓	2	0	1 ✓	1	0
<b>SUBTOTAL</b>		52	18	34	21	9	12
<b>GRAND TOTAL</b>		153	61	92	58	28	30

Provincial Population – 514,536

N://populationtab2013

## Admissions Office, Faculty of Medicine, Newfoundland and Labrador

## Applicants and Acceptance Entry 2013

Appendix C

Large City		2013					
Population 100,000-499,999 (or greater than 50% commuting flow to 100,000 - 499,999 population center)							
Community	Population	Applicants	Male	Female	Accept	Male	Female
St. John's	106,172	77	37	40	33	17	16
CBS	24,848	2	0	2	1	0	1
Mount Pearl	24,284	17	4	13	1	1	0
Torbay	7,397	3	1	2	2	1	1
Paradise	17,695	1	0	1	1	0	1
Portugal Cove-St. Philips	7,366	1	0	1	0	0	0
<b>Subtotal</b>		<b>101</b>	<b>42</b>	<b>59</b>	<b>38</b>	<b>19</b>	<b>19</b>

Rural		2013					
Population 10,000-24,999 (or greater than 50% commuting flow to 10,000-24,999 population center)							
Community	Population	Applicants	Male	Female	Accept	Male	Female
Corner Brook	19,886	7	4	3	2	1	1
Grand Falls-Windsor	13,725	1	0	1	0	0	0
Gander	11,054	1	1	0	1	1	0
Gillams	407	1	0	1	1	0	1
<b>Subtotal</b>		<b>10</b>	<b>5</b>	<b>5</b>	<b>4</b>	<b>2</b>	<b>2</b>

Small Rural		2013					
Population <10,000							
Community	Population	Applicants	Male	Female	Accept	Male	Female
Happy Valley-Goose Bay	7,552	2	0	2	0	0	0
Labrador City	7,367	4	0	4	1	0	1

Small Rural Population <10,000		2013					
Community	Population	Applicants	Male	Female	Accept	Male	Female
Stephenville	6,719	1	0	1	1	0	1
Bay Roberts	5,818	3	1	2	0	0	0
Marystown	5,506	2	1	1	1	0	1
Deer Lake	4,995	1	0	1	1	0	1
Carbonear	4,739	2	1	1	1	0	1
Placentia	3,643	1	0	1	0	0	0
Harbour Grace	3,131	1	1	0	1	1	0
Botwood	3,008	1	0	1	0	0	0
Springdale	2,907	1	0	1	0	0	0
Burin	2,424	2	1	1	2	1	1
Grand Bank	2,415	2	1	1	0	0	0
Twillingate	2,269	3	0	3	2	0	2
Glovertown	2,122	1	0	1	0	0	0
Clarke's Beach	1,396	1	0	1	0	0	0
St. Lawrence	1,244	1	0	1	0	0	0
Lethbridge	900	1	1	0	0	0	0
Milltown	789	1	1	0	1	1	0
Old Perlican	661	1	1	0	1	1	0
Fogo	658	2	0	2	1	0	1
Avondale	636	1	0	1	0	0	0
Terrenceville	530	1	1	0	0	0	0
Ferryland	465	1	0	1	0	0	0
Lamaline	286	1	1	0	1	1	0
Caplin Cove	130	1	1	0	1	1	0
Brig Bay	117	1	0	1	0	0	0
King's Cove	111	2	2	0	1	1	0
<b>SUBTOTAL</b>		42	14	28	16	7	9
<b>GRAND TOTAL</b>		153	61	92	58	28	30

Provincial Population – 514,536

**CHAIR'S REPORT  
COMMITTEE ON ADMISSIONS  
FACULTY OF MEDICINE  
ENTERING CLASS OF SEPTEMBER 2014**

NOTE TO APPLICANT: All redactions on this page are made pursuant to s. 40(1).

1. The membership of the Committee for this academic year was:

IAP Office

Dr. Wanda Parsons	Chair
Dr. Shabnam Asghari	Faculty Sciences Representative
Dr. Darryl Boone	Clinical Medical Sciences Representative
Dr. Philip Davis	University Representative
[Redacted]	Second Year Medical Student Representative
[Redacted]	Community Representative
Dr. Jim Hickey	Newfoundland and Labrador Medical Association Representative
[Redacted]	Newfoundland and Labrador Aboriginal Representative
Dr. Todd Lambert	New Brunswick Representative
Dr. Mani Larijani	BioMedical Sciences Representative
Dr. Stephen Lee	Clinical Medical Sciences Representative
Ms. Janet McHugh	Admissions Officer
Dr. Cathy Murray	Faculty at Large Representative
Dr. Jennifer O'Dea	Clinical Medical Sciences Representative
Dr. Atanu Sarkar	Community Health & Humanities Representative
[Redacted]	Rural Representative
Dr. Barton Thiessen	Faculty at Large Representative
[Redacted]	Second Year Medical Student Representative
Dr. Richard Wedge	Prince Edward Island Representative

NOTE TO APPLICANT:  
Appendix A is non-responsive to the request. As such, it is excluded from the records.

Attached is a list of members who interviewed this academic year. (Appendix A).

IAP Office

I wish to record my appreciation of the hard work and dedication of all medical students, both Committees, staff in the Admissions Office, staff in the Clinical Learning and Simulation Centre, and staff for TaMMI.

The Admissions Office introduced a new interview process this year TaMMI (Traditional and Multiple Mini Interview). The following is an outline of this new interview process:

**TaMMI (Traditional and Multiple Mini Interview)**

For the 2013-2014 medical school admissions cycle, we used a new interview process which was a hybrid of both traditional (semi-structured) and MMI (structured) (TaMMI). All interviews were completed in one day. All 229 students selected for interview based on review of their written application, participated in eight (ten minute) MMI stations with one assessor at each station, and a 30 minute two person panel traditional interview.

...../2

*Aboriginal seats increased 3.*

In addition to the 229 applicants, we also had the participation of approximately 130 interviewers and 50 support staff persons, with over 400 people involved on interview day. The TaMMI process went very smoothly thanks to the advance preparation. Things went as scheduled and we were finished on time without any delays. We conducted an anonymous survey post-event survey of all interviewees and interviewers about the day. Feedback was overwhelmingly positive from all involved. Seventy-two percent of the students preferred the combination of traditional and multiple mini interview format to either the MMI (14%) or the traditional (14%) interview alone. To give students every opportunity to shine in the interview, we will be continuing this interview format and are also now analysing whether students who participated in the medical school interview process at Memorial University performed differently on the MMIs compared to the traditional interview process, whether performance on either of the two interview processes differed based on age, sex, roots(urban or rural), Aboriginal status, or socioeconomic status, and how performance on the two interview processes compares to medical school performances, licensing examination scores and certification examination scores.

The Admissions Committee members were busy from October 2013 – May 2014 with meetings, and assessing/ranking files.

2. **APPLICANTS**

The following is a breakdown of applications:

**TABLE 1**

<b>Region</b>	<b>Male</b>	<b>Female</b>	<b>Total</b>
Newfoundland and Labrador (Aboriginals)	68 (1)	103 (6)	171 (7)
New Brunswick	36	46	82
Prince Edward Island	8	18	26
Yukon	0	2	2
Other Competitions	129	165	294
<b>TOTAL:</b>	<b>241</b>	<b>334</b>	<b>575</b>

Of the total number of applications, 334 (58%) were from women. Of the 171 applications from Newfoundland and Labrador, 103 (60%) were from women.

Attached is a detailed breakdown of the Newfoundland and Labrador applications.  
(Appendix B)

..../3

3. **ENTERING CLASS**

A total of 102 offers were made for 80 acceptances. The average age of the class is 24 with a range from 21- 45 years. Table 2 shows the numbers offered and accepted to the first year class by gender and province of residence:

**TABLE 2**

REGION	OFFERS OF ACCEPTANCE			ACCEPTANCES		
	Male	Female	Total	Male	Female	Total
Newfoundland and Labrador (Aboriginals)	23 (1)	39 (2)	62 (3)	23 (1)	38 (2)	61 (2) 3
New Brunswick	9	11	20	5	5	10
Prince Edward Island	3	3	6	2	2	4
Yukon	0	2	2	0	0	0 *
Other Competitions	5	7	12	2	3	5
<b>TOTAL:</b>	<b>40</b>	<b>62</b>	<b>102</b>	<b>32</b>	<b>48</b>	<b>80</b>

\*Yukon Seat not filled

4. **ACADEMIC QUALIFICATIONS OF THE ENTERING CLASS**

- a) The academic overall average and MCAT continues to be of high caliber.
- b) A wide variety of degree programs and university/colleges are represented.

The following is a breakdown of the academic qualifications:

**Overall Average and Prerequisite Average**

Mean Overall Average – 83.93 % (Range 73% - 96%)

Mean Overall English Prerequisite Average – 79.78%

**Medical College Admissions Test (MCAT) Average**

<i>Overall:</i>	<i>Verbal Reasoning</i>	<i>Physical Sciences</i>	<i>Biological Sciences</i>	<i>Writing Sample</i>
27.93	8.89	9.39	9.65	**

\*\*MCAT deleted the Writing Sample from the exam in 2013

...../4

**Years of Study - Average = 5**

<b><u>Years</u></b>	<b><u># of Students</u></b>
3	0
5	22
6	15
7	10
7+	11

<b><u>Degrees</u></b>	<b><u># of Students</u></b>
Bachelors	32
Honours	31
Graduate Diplomas	2
Masters	14
Doctorate	1

**Subjects and Declared Majors**

Biochemistry	Kinesiology
Behavioural Neuroscience	Kinesiology/Biology
Biochemistry & Behavioural Neuroscience	Law
Biochemistry & Math	Marine Biology
Biochemistry & Nutrition	Medicine
Biology	Music
Biological, Biomedical & Life Sciences	Neuroscience
Biology & Life Sciences	Neuroscience & International Development
Business Administration	Nursing
Chemistry	Pharmacy
Chemistry & Psychology	Physiotherapy
Clinical Neuroscience	Political Science
Clinical Sciences (Speech Language Pathology)	Psychiatry
Engineering (Chemical)	Psychology
Engineering (Electrical)	Public Health
Engineering (Ocean/Naval Architectural)	Public Health International
Engineering (Environmental)	Social Sciences
Engineering & Applied Science	
Global Governance & Diplomacy	
Health Sciences	
Human Kinetics	
Integrated Science	

...../5

### Universities and Colleges Attended

Memorial University  
Acadia University  
Cape Breton University  
Carleton University  
Dalhousie University  
Indiana University  
McGill University  
Oxford University  
St. Francis Xavier University

St. Mary's University  
University of Guelph  
University of London  
University of New Brunswick  
University of Ottawa  
University of Prince Edward Island  
University of Western Ontario  
University of York

### 5. REQUEST FOR REVIEW

- a) There were three unsuccessful applicants who submitted letters of appeal to the Dean. The Dean in consultation with the Registrar determined that the applicants did not have grounds to appeal and they were informed of this.
- b) A large number of unsuccessful applicants visited the Admissions Office to discuss their applications.

### 6. NEW INITIATIVES

Along with the new initiative of the Interview Process, the Admissions Office is very involved with the changes that are occurring with the MCAT (Medical College Admissions Test). The following is an outline of Memorial's involvement with the MCAT:

#### *MCAT 2015 PSBB Study*


The Medical College Admissions Test (MCAT) is changing in 2015 to reflect 21<sup>st</sup> century medical education, and one change is the addition of the new Psychological, Social and Biological Foundations of Behavior (PSBB) section which assesses knowledge that provides a foundation for learning in medical school about the behavioral and socio-cultural determinants of health and health outcomes. Memorial University in 2013-2014 was the only Canadian school along with eleven US schools to participate in the PSBB validity study to learn how well PSBB scores predict students' academic performance in behavioral and social sciences (BSS) courses and clerkships. All first and second year medical students at Memorial University of Newfoundland were invited to take a prototype PSBB exam and short post-exam survey in fall 2013 and to give permission for their grades in courses that were conceptually related to PSBB content to be

.../6

included in the study. Eighty-one percent of first and 91% of second year medical students participated in the study. Preliminary analysis showed that performance on the PSBB prototype predicted performance in coursework with BSS content. Future research will evaluate the predictive validity of prototype PSBB scores with performance in psychiatry clerkships.

***MCAT 2015 Validity Study***

Memorial University is also participating, along with Calgary in Canada, in the MCAT Validity Study. The new MCAT exam was designed to reflect the academic competencies needed by today's medical students and tomorrow's physicians. The redesign of the MCAT exam was intended to achieve a number of goals related to diversity and fairness, academic preparation, medical student success, and admissions decision making. The MCAT Validity Committee is charged with evaluating the extent to which the new MCAT exam is meeting these goals and Memorial is a member of the Validity Committee.

 s. 40(1)

Wanda Parsons, MD, FCFP  
Assistant Dean for Admissions

Chair, Committee on Admissions

Attachments

Large City Population 100,000-499,999 (or greater than 50% commuting flow to 100,000-499,999 population center)		2014					
Community	Population	Applicants	Male	Female	Accept	Male	Female
St. John's	106,172	74	34	40	23	11	12
CBS	24,848	5	2	3			
Mount Pearl	24,284	19	8	11	10	2	8
Torbay	7,397	1	0	1			
Goulds	4,520	2	1	1	2	1	1
<b>Subtotal</b>		<b>101</b>	<b>45</b>	<b>56</b>	<b>35</b>	<b>14</b>	<b>21</b>

Rural Population 10,000-24,999 (or greater than 50% commuting flow to 10,000-24,999 population center)		2014					
Community	Population	Applicants	Male	Female	Accept	Male	Female
Corner Brook	19,886	12	5	7	4	2	2
Meadows	649	1	1	0	1	1	0
Grand Falls-Windsor	13,725	3	1	2	2	1	1
Bishops Falls	3341	1	1	0			
Gander	11,054	2	1	1			
<b>Subtotal</b>		<b>19</b>	<b>9</b>	<b>10</b>	<b>7</b>	<b>4</b>	<b>3</b>

Small Rural Population 10,000-24,999 or greater than 50% commuting flow to 10,000-24,999 population center)		2014					
Community	Population	Applicants	Male	Female	Accept	Male	Female
Happy Valley-Goose Bay	7,552	3	0	3	2	0	2
Labrador City	7,367	2	1	1	1	0	1

Small Rural

2014

Population 10,000-24,999 or greater than 50% commuting flow to 10,000-24,999 population center)

Community	Population	Applicants	Male	Female	Accept	Male	Female
Bay Roberts	5,818	6	0	6	1	0	1
Marystown	5,506	2	0	2			
Clarenville	5274	6	2	4	1	1	0
Carbonear	4,739	8	3	5	4	2	2
Placentia	3,643	2	0	2	1	0	1
Botwood	3,008	1	0	1			
Springdale	2,907	2	0	2	1	0	1
Grand Bank	2,415	1	1	0			
Twillingate	2,269	2	0	2	2	0	2
Glovertown	2,122	1	0	1	1	0	1
Victoria	1764	1	0	1			
Lethbridge	900	2	1	1			
Summerford	853	1	1	0			
Fogo	658	4	1	3	2	1	1
Avondale	636	2	1	1	2	1	1
Trepassey	570	1	1	0			
Blaketown	504	1	1	0			
Hermitage	499	1	0	1	1	0	1
Ferryland	465	1	0	1			
King's Cove	111	1	1	0			
<b>SUBTOTAL</b>		39	8	31	19	5	14
<b>GRAND TOTAL</b>		171	68	103	61	23	38

Provincial Population ~ 514,536

**CHAIR'S REPORT  
COMMITTEE ON ADMISSIONS  
FACULTY OF MEDICINE  
ENTERING CLASS OF SEPTEMBER 2015**

NOTE TO APPLICANT: All redactions on this page are made pursuant to s. 40(1).

1. The membership of the Committee for this academic year was:

IAP Office

Dr. Paul Dancey	Acting Assistant Dean and Chair
Dr. Shabnam Asghari	Faculty Sciences Representative
Dr. Darryl Boone	Clinical Medical Sciences Representative
Dr. Philip Davis	University Representative
	Community Representative
	Newfoundland and Labrador Aboriginal Representative
Vacant	New Brunswick Representative
Dr. Mani Larijani	BioMedical Sciences Representative
Dr. Stephen Lee	Clinical Medical Sciences Representative
	Rural Representative
Ms. Janet McHugh	Admissions Officer
Dr. Cathy Murray	Faculty at Large Representative
Dr. Jennifer O'Dea	Clinical Medical Sciences Representative
	1 <sup>st</sup> Year Medical Student
Dr. Pushpa Sathya	NLMA Representative
Dr. Barton Thiessen	Faculty at Large Representative
Dr. Peter Wang	Community Health and Humanities Representative
Dr. Richard Wedge	Prince Edward Island Representative
	2 <sup>nd</sup> Year Medical Student

Dr. Wanda Parsons, Assistant Dean for Admissions and Chair of the Admissions Committee was on sabbatical for this academic year.

NOTE TO APPLICANT: Appendix A is non-responsive to the request. As such, it is excluded from the records.

Attached is a list of members who interviewed this academic year. (Appendix A).

IAP Office

I wish to record my appreciation of the hard work and dedication of all medical students, both Committees, staff in the Admissions Office, staff in the Clinical Learning and Simulation Centre, and staff for TaMMI.

The Admissions Office introduced a new interview process in 2013 TaMMI (Traditional and Multiple Mini Interview). The process is working great and research on this process will be ongoing for several years regarding its validations. Of note, other medical schools around the world have shown an interest in this process.

The Admissions Committee members were busy from October 2014 – June 2015 with meetings, and assessing/ranking files.

...../2

## 2. APPLICANTS

The following is a breakdown of applications:

Region	Male	Female	Total
Newfoundland and Labrador (Aboriginals)	67 (4)	124 (6)	191(10)
New Brunswick	51	57	108
Prince Edward Island	8	19	27
Yukon	1	4	5
Other Competitions	157	222	379
<b>TOTAL:</b>	<b>284</b>	<b>426</b>	<b>710</b>

Of the total number of applications, 426 (60%) were from women. Of the 191 applications from Newfoundland and Labrador, 124 (65%) were from women.

Attached is a detailed breakdown of the Newfoundland and Labrador applications. (Appendix B)

## 3. ENTERING CLASS

A total of 99 offers were made for 81 acceptances. An applicant from New Brunswick (NB 067) was granted a deferral and is expected to register for first year medical studies, August 2016. The average age of the class is 24 with a range from 21- 45 years. The percentage of females admitted (49%) is less than the percentage of men admitted (51%) although the percentage of female applicants is (60%); 2005 was the last time this happened. The following is a breakdown of offers and acceptances;

REGION	OFFERS OF ACCEPTANCE			ADMITED		
	Male	Female	Total	Male	Female	Total
Newfoundland and Labrador (Aboriginals)	30 (3)	32(2)	62 (5)	30 (3)	32 (2)	62 (5)
New Brunswick	9	10	19	8	3	11*
Prince Edward Island	1	5	6	1	3	4
Yukon	1	1	2	1	0	1
Other Competitions	2	8	10	1	2	3
<b>TOTAL:</b>	<b>43</b>	<b>56</b>	<b>99</b>	<b>41</b>	<b>40</b>	<b>81*</b>

\*New Brunswick Deferral

...../3

4. **ACADEMIC QUALIFICATIONS OF THE ENTERING CLASS**

- a) The academic overall average and MCAT continues to be of high caliber.
- b) A wide variety of degree programs and university/colleges are represented.

The following is a breakdown of the academic qualifications:

**Overall Average and Prerequisite Average**

Mean Overall Average – 85.22 % (Range 73% - 96%)  
 Mean Overall English Prerequisite Average – 80.70%

**Medical College Admissions Test (MCAT) Average**

<i>Overall:</i>	<i>Verbal Reasoning</i>	<i>Physical Sciences</i>	<i>Biological Sciences</i>	<i>Writing Sample</i>
28.60	9.20	9.30	10.10	**

**\*\*MCAT deleted the Writing Sample from the exam in 2013**

**Years of Study - Average = 5**

<b><u>Years</u></b>	<b><u># of Students</u></b>
4	24
5	24
6	16
7	8
7+	9

<b><u>Degrees</u></b>	<b><u># of Students</u></b>
Bachelors	31
Honours	20
Graduate Diplomas	4
Masters	24
Doctorate	2

...../4

### **Subjects and Declared Majors**

Anatomy	Interdisciplinary Health Sciences
Applied Mathematics	International Development Studies
Applied Ethics	Kinesiology
Behavioral Neuroscience	Life Sciences
Biochemistry	Medical Sciences
Biology	Medicine
Cell/Molecular Biology	Microbiology
Chemistry	Neuroscience
Clinical Epidemiology	Nursing
Earth Sciences	Nutritional Science
Education	Pathology/Laboratory Medicine
English Literature	Pharmacy
Engineering (Mechanical)	Philosophy
Environmental Studies	Physical Therapy
Genetics	Physiology
General Studies	Political Science
Geography	Psychology
Health Ethics (Native Studies)	Public Health
Immunology	Public Health International
Integrated Science	

### **Universities and Colleges Attended**

Memorial University of Newfoundland	University of British Columbia
Acadia University	University of Dundee
Amherst College	University of Guelph
Carleton University	University de Montreal
College of the Holy Cross	University of New Brunswick
Dalhousie University	University of Ottawa
London School of Economics	University of Prince Edward Island
McGill University	University of Saskatchewan
Mount Allison University	University of Toronto
Queens University	University of Waterloo
St. Francis Xavier University	University of Western Ontario
University of Alberta	

...../5

**5. REQUEST FOR REVIEW**

- a) There was one unsuccessful applicant who submitted a letter of appeal to the Dean. The Dean in consultation with the Registrar determined that the applicant did not have grounds to appeal and was informed of this.
- b) A large number of unsuccessful applicants visited the Admissions Office to discuss their applications.

**6. INIATIVES**

As noted in previous reports, the Admissions Office is very involved with the changes that are occurring with the MCAT (Medical College Admissions Test). The following is an update of Memorial's involvement with the MCAT:


***MCAT 2015 PSBB Study***

Memorial University in 2013 was the only Canadian medical school along with eleven US medical schools to participate in a validity study involving a new section for the MCAT, Psychological, Social and Biological Foundations of Behavior (PSBB); this study is ongoing until 2017.

***MCAT 2015 Validity Study***

Memorial University and the University of Calgary's medical schools along with seventeen US medical schools are participating in the MCAT Validity Study. The new MCAT exam was designed to reflect the academic competencies needed by today's medical students and tomorrow's physicians. The redesign of the MCAT exam was intended to achieve a number of goals related to diversity and fairness, academic preparation, medical student success, and admissions decision making. The MCAT Validity Committee is charged with evaluating the extent to which the new MCAT exam is meeting these goals.

This entering class is participating in this study; an email was sent to all students prior to orientation about the research and during orientation a video was shown. Students had to complete an Informed Consent form to participate; 86% of the class volunteered to participate. This study is ongoing until 2021.



s. 40(1)

Paul Dancey, MD, FRCPC  
Acting Assistant Dean for Admissions  
Acting Chair, Committee on Admissions

Attachments

Admissions Office Faculty of Medicine, Newfoundland and Labrador  
 Applicants and Acceptance Entry 2015

Appendix B

Provincial Population – 514,536

026-01-01-23

Large City		2015					
Population 100,000-499,999 (or greater than 50% commuting flow to 100,000 – 499,999 population center)							
Community	Population	Applicants	Male	Female	Accept	Male	Female
St. John's	106,172	86	28	58	31	12	19
CBS	24,848	7	3	4	2	0	2
Mount Pearl	24,284	11	5	6	3	3	0
Paradise	17,695	2	1	1	2	1	1
* Torbay	7,397	2	0	2	1	0	1
* St. Phillips	7,366	2	1	1	0	0	0
* Goulds	4,520	1	0	1	0	0	0
* Subtotal		111	38	73	39	16	23

Rural		2015					
Population 10,000-24,999 (or greater than 50% commuting flow to 10,000-24,999 population center)							
Community	Population	Applicants	Male	Female	Accept	Male	Female
Corner Brook	19,886	16	8	8	9	6	3
Grand Falls-Windsor	13,725	4	1	3	0	0	0
Bishops Falls	3341	1	1	0	0	0	0
Gander	11,054	1	0	1	0	0	0
Subtotal		22	10	12	9	6	3

Small Rural		2015					
Population 10,000-24,999 or greater than 50% commuting flow to 10,000-24,999 population center)							
Community	Population	Applicants	Male	Female	Accept	Male	Female
Happy Valley-Goose Bay	7,552	5	3	2	3	2	1
Labrador City	7,367	2	1	1	0	0	0
Stephenville	6719	4	1	3	1	0	1
Bay Roberts	5,818	2	1	1	1	1	0
Marystown	5,506	1	0	1	1	0	1
Clarenville	5,274	6	2	4	0	0	0
Carbonear	4,739	6	1	5	0	0	0

Small Rural		2015					
Population 10,000-24,999 or greater than 50% commuting flow to 10,000-24,999 population center)							
Community	Population	Applicants	Male	Female	Accept	Male	Female
Placentia	3,643	1	0	1	0	0	0
Lewisporte	3,483	2	0	2	0	0	0
Pasadena	3,352	2	0	2	0	0	0
Harbour Grace	3,131	1	0	1	0	0	0
Botwood	3,008	2	0	2	0	0	0
St. Anthony	2,418	1	0	1	0	0	0
Grand Bank	2,415	1	1	0	1	1	0
Arnolds Cove	990	1	0	1	0	0	0
Lethbridge	900	2	1	1	0	0	0
Milltown	865	1	0	1	0	0	0
Summerford	853	1	1	0	1	1	0
Fogo	658	1	1	0	0	0	0
Churchill Falls	650	1	0	1	0	0	0
Meadows	649	1	0	1	0	0	0
Avondale	636	1	0	1	1	0	1
L'Anse au Loup	550	1	1	0	1	1	0
Blaketown	504	2	2	0	0	0	0
St. Bernards	470	1	1	0	1	1	0
Ferryland	465	1	0	1	0	0	0
Little Hearts Ease	443	1	0	1	0	0	0
Mainland	341	1	0	1	0	0	0
Jacksons Arm	323	1	0	1	0	0	0
Charlottetown	308	1	1	0	1	1	0
South Dildo	277	1	0	1	0	0	0
English Harbour West	147	1	0	1	1	0	1
Cottrell's Cove	112	1	0	1	1	0	1
King's Cove	111	1	1	0	0	0	0
<b>SUBTOTAL</b>		58	19	39	14	8	6
<b>GRAND TOTAL</b>		191	67	124	62	30	32

**CHAIR'S REPORT  
COMMITTEE ON ADMISSIONS  
FACULTY OF MEDICINE  
ENTERING CLASS OF SEPTEMBER 2016**

026-01-01-23

NOTE TO APPLICANT: All redactions on this page are made pursuant to s. 40(1).

1. The membership of the Committee for this academic year was:

IAP Office

Dr. Wanda Parsons	Assistant Dean and Chair
Dr. Darryl Boone	Clinical Medical Sciences Representative
Dr. Philip Davis	University Representative
*Dr. Connie Hapgood	NLMA Representative
[REDACTED]	Community Representative
[REDACTED]	Newfoundland and Labrador Aboriginal Representative
Dr. Mani Larijani	BioMedical Sciences Representative
Dr. Tom Laughlin	NB Representatitve
Dr. Jennifer Leonard	Clinical Medical Sciences Representative
[REDACTED]	Rural Representative
[REDACTED]	1 <sup>st</sup> Year Medical Student
Ms. Janet McHugh	Admissions Officer
Dr. Cathy Murray	Faculty at Large Representative
Dr. Jennifer O'Dea	Clinical Medical Sciences Representative
[REDACTED]	1 <sup>st</sup> Year Medical Student
Dr. Samat Saeed	Faculty Sciences Representative
Dr. Barton Thiessen	Faculty at Large Representative
Dr. Peter Wang	Community Health and Humanities Representative
Dr. Richard Wedge	Prince Edward Island Representative

[REDACTED] **Dr. Connie Hapgood**  
was interim representative for the NLMA.

s. 40(1)

NOTE TO APPLICANT: Appendix A is non-responsive to the request. As such, it is excluded from the records.

Attached is a list of members who interviewed this academic year. (Appendix A).

IAP Office

I wish to record my appreciation of the hard work and dedication of the medical students, Admissions and TaMMI (Traditional and Multiple Mini-Interview) Committees, staff in the Admissions Office, and staff for TaMMI who were involved in the Admissions process this year.

The Admissions Committee members were busy from October 2015 – June 2016 with meetings, and assessing/ranking files.

...../2

## 2. APPLICANTS

The following is a breakdown of applications:

Region	Male	Female	Total
Newfoundland and Labrador (Aboriginals)	72 (2)	131 (7)	203 (9)
New Brunswick	47	51	98
Prince Edward Island	8	19	27
Yukon	2	6	8
Other Competitions	162	200	362
<b>TOTAL:</b>	<b>291</b>	<b>407</b>	<b>698</b>

Of the total number of applications, 407 (58%) were from females. Of the 203 applications from Newfoundland and Labrador, 131(65%) were from females.

Attached is a detailed breakdown of the Newfoundland and Labrador applications. (Appendix B)

## 3. ENTERING CLASS

A total of 98 offers were made for 81 acceptances. An applicant from Other Canada (OC 061) was granted a deferral and is expected to register for first year medical studies in August 2017. An applicant from New Brunswick NB067 was granted a deferral in 2015 and was expected to register August 2016 but withdrew. The average age of the class is 25 with a range from 21- 38 years.

The following is a breakdown of offers and acceptances:

REGION	OFFERS OF ACCEPTANCE			ADMITED		
	Male	Female	Total	Male	Female	Total
Newfoundland and Labrador (Aboriginals)	18 (0)	45(1)	63 (1)	18 (0)	44	62
New Brunswick	8	8	16			
Prince Edward Island	3	6	9			
Yukon	0	2	2	0	0	0
Other Competitions	3	5	8			
<b>TOTAL:</b>	<b>32</b>	<b>66</b>	<b>98</b>	<b>28</b>	<b>53</b>	<b>81</b>

\*Other Canada Deferral

..../3

s. 40(1)

**4. ACADEMIC QUALIFICATIONS OF THE ENTERING CLASS**

- a) The academic overall average and MCAT continues to be of high caliber.
- b) A wide variety of degree programs and university/colleges are represented.

The following is a breakdown of the academic qualifications:

**Overall Average and Prerequisite Average**

Mean Overall Average – 85.23 % (Range 74% - 95%)  
 Mean Overall English Prerequisite Average – 80.42%

**Medical College Admissions Test (MCAT) Average\***

**OLD MCAT:**

<i>Overall:</i>	<i>Verbal Reasoning</i>	<i>Physical Sciences</i>	<i>Biological Sciences</i>
28.68	9.00	9.40	10.20

**NEW MCAT:**

<i>Overall:</i>	<i>CPBS</i>	<i>CARS</i>	<i>BBFL</i>	<i>PSBB</i>
506	127	126	126	128

- CPBS:** Chemical and Physical Foundations of Living Systems
- CARS:** Critical Analysis and Reasoning Skills
- BBFL:** Biological and Biochemical Foundations of Living Systems
- PSBB:** Psychological, Social, and Biological Foundations of Behavior

\*A new MCAT was introduced in September 2015 and we will be accepting either the old or new MCAT scores for five years to mitigate the financial impact on applicants.

**Years of Study - Average = 5**

<u>Years</u>	<u># of Students</u>
4	23
5	24
6	12
7	9
7+	13

<u>Degrees</u>	<u># of Students</u>
Bachelors	32
Honours	35
Graduate Diplomas	3
Masters	11
Doctorate	0

..../4

**Subjects and Declared Majors**

Applied Math & Physics	Environmental Science
Archaeology	Finance & Marketing
Behavioural Neuroscience	Forensic Psychiatry
Behavioral Neuroscience/Biochemistry	French/Psychology
Behavioural Neuroscience/Biology	French/Spanish
Biochemistry	Global Health
Biochemistry/English	Health Administration
Biochemistry/Nutrition	Health Studies
Biochemistry/Nutrition & Behavioural Neuroscience	Historical Studies
Bioarchaeology	Human Anatomy & Cell Biology
Bioengineering	Interdisciplinary Medical Sciences
Biology	Kinesiology
Biology/Psychology	Marine Biology
Cellular Immunology	Mathematics
Cellular & Molecular Biology	Microbiology/Immunology
Chemistry	Music
Chemistry/Biochemistry	Naturopathy
Clinical Epidemiology	Neuroscience
Computer Engineering	Nursing
Critical Care Nursing	Pharmacology & Toxicology
Dental Hygiene	Pharmacy
Education – Primary/Elementary	Population & Public Health
Education – Intermediate/Secondary	Psychology
Educational Leadership Studies	Speech Language-Pathology
Engineering (Mechanical)	

**Universities and Colleges Attended**

Memorial University of Newfoundland	Queen's University
Aalto University	Saint Mary's University
British Columbia Institute of Technology	St. Francis Xavier University
Canadian College of Naturopathic Medicine	Universite de Nice
Cape Breton University	University of California
Dalhousie University	University of New Brunswick
KTH Royal Institute of Technology	University of Prince Edward Island
McMaster University	University of Toronto
McGill University	University of Waterloo
Mount Allison University	University of Western Ontario
Niagara College of Applied Art	University of York
Oxford University	York University

.../5

5. **REQUEST FOR REVIEW**

- a) This year there was one request to appeal the decision of the Admissions Committee. Upon review, there were no grounds for the appeal.
- b) A large number of unsuccessful applicants visited the Admissions Office to discuss their applications.

5. **ONGOING ADMISSIONS RESEARCH**

**MCAT 2015 PSBB STUDY**

The Medical College Admissions Test (MCAT) changed in 2015 to reflect 21<sup>st</sup> century medical education, and one change was the addition of the new Psychological, Social and Biological Foundations of Behavior (PSBB) section which assesses knowledge that provides a foundation for learning in medical school about the behavioral and socio-cultural determinants of health and health outcomes. Memorial University is the only Canadian medical school along with eleven US medical schools to participate in the PSBB validity study to learn how well PSBB scores predict students' academic performance in behavioral and social sciences (BSS) courses and clerkships. Preliminary analysis showed that performance on the PSBB prototype predicted performance in coursework with BSS content. Future research will evaluate the predictive validity of prototype PSBB scores with performance in psychiatry clerkships. This study is ongoing until 2017.

**MCAT VALIDITY STUDY**

Memorial University, along with Calgary medical school and 16 US medical schools, has partnered with AAMC is to collect empirical data to evaluate the new 2015 Medical College Admission Test (MCAT2015) in medical school admissions.

The sample for this study will include medical students from the 2015, 2016, and 2017 entering classes for all 18 schools. Participants will volunteer for the study as first-year medical students (M1), and we will follow them through graduation. Our research will focus on examining the relationship between MCAT scores and academic outcomes throughout medical school for the entering classes of 2015, 2016, and 2017. This study is ongoing until 2021.

**TAMMI (TRADITIONAL AND MULTIPLE MINI-INTERVIEW)**

The Association of Faculties of Medicine of Canada (AFMC) project of the Future of Medical Education in Canada (FMEC) Collective Vision for MD Education recommendation II: Enhance Admissions Processes states: "Given the broad range of attitudes, values, and skills required of physicians, Faculties of Medicine must enhance admission processes to include the assessment of key values and personal characteristics of future physicians – such as communication, interpersonal and collaborative skills, and a range professional interests – as well as cognitive abilities. In addition, in order to achieve the desired diversity in a physician workforce, Faculties of Medicine must recruit, select, and support a representative mix of medical students."

The Faculty of Medicine at Memorial University holistic approach to admissions is aligned with this recommendation.

[REDACTED]

s. 29(1) (a)

[REDACTED]

Memorial University had historically used a traditional two-person panel interview process to assess applicants to the medical school. The interview assessed many of the personal characteristics such as communication skills, sensitivity and compassion, work habits, leadership, ability to work in a team, critical thinking, professionalism and integrity. Many medical schools in Canada had replaced the panel interview with the MMI developed by McMaster University. A MMI is a process consisting of numerous short interview stations in which interviewees are presented with scenarios meant to evoke organic reactions and stimulate discussion.

However concerns have been raised by research in Manitoba that showed that students from rural areas may score lower on the MMIs [REDACTED]

s. 29(1) (a)

In May 2010, a survey was conducted at the Faculty of Medicine at Memorial University with four stakeholder groups: current medical students, medical school applicants, interview committee members, and faculty members to solicit their opinions regarding the previously used traditional two-person panel interview process and the potential for implementing MMIs. This survey showed that the majority of medical students and interviewers felt that changes should be made to the current interview process, but although respondents felt a MMI could increase objectivity and decrease predictability of the interview process, there was opposition to completely adopting the MMI. Based on feedback from this survey it was decided we would use a hybrid of the traditional and multiple mini interview and examine whether students who participate in the medical school interview process at Memorial University perform differently on the MMI interviews compared to the traditional interview process and whether performance on either of the two interview processes differs based on age, sex, roots (urban or rural), or socioeconomic status.

Beginning in the 2013-2014 medical school admissions cycle, Memorial University introduced a hybrid of both traditional (semi-structured) and MMI (structured) interviews, TaMMI (Traditional and MMI). All students selected for interview based on review of their written application, normally around 240 students a year, participate in eight (ten minute) MMI stations with one assessor at each station, and a 30 minute two person panel traditional interview. The order in which the students do the two parts is randomized to either do the MMI first or the traditional interview first.

For each MMI station, students are scored out of 10 ranging from (1) Unsuitable to (10) Outstanding (Total score possible 80). The traditional interview is also scored out of 80 total; each interviewer ranks the interviewed applicant out of 3 for each of ten criteria (for a total of 30) plus an overall impression score out of 10 ranging from (1) Unsuitable to (10) Outstanding.

.../7

[Redacted]

s. 29(1) (a)

We now have three years of data on TaMMI and are in the process of analyzing the data. Preliminary results show that the Pearson correlation between the score on traditional interview and the MMI score was 0.316. This correlation was significantly not zero (p-value<0.001), but the correlation was not strong. The score on the traditional interview was significantly higher than that of MMI scores (p value <0.0001).

Multiple regression results on the traditional interview show that gender and age group are significant after being adjusted for neighbourhood SES and application year, with females performing better and the young group of ages 22 and below performing worse. Other factors including neighbourhood SES and urban or rural were insignificant.

Gender and age group are also significant for the multiple mini-interview with females performing better and the young group of ages 22 and below performing worse. Other factors were again insignificant.

[Redacted]

s. 29(1) (a)

**DEVELOPMENT AND EVALUATION OF A SITUATIONAL JUDGEMENT TEST FOR SELECTION INTO THE FACULTY OF MEDICINE AT MEMORIAL UNIVERSITY**

The admissions process for acceptance to medical school is a very competitive, high stakes and resource intensive process. Medical schools have been encouraged to look at not just academic attributes but also non-academic experiences. "The Future of Medical Education in Canada (FMEC): A Collective Vision for MD Education", project funded by Health Canada, had as its Recommendation II to Enhance Admissions Processes and stated: "Given the broad range of attitudes, values, and skills required of physicians, Faculties of Medicine must enhance admissions processes to include the assessment of key values and personal characteristics of future physicians—such as communication, interpersonal and collaborative skills, and a range of professional interests—as well as cognitive abilities. In addition, in order to achieve the desired diversity in our physician workforce, Faculties of Medicine must recruit, select, and support a representative mix of medical students."

Memorial University's Faculty of Medicine has a holistic approach to admissions [Redacted]

s. 29(1) (a)

[Redacted] Since 2013, we have used a hybrid of a traditional (semi- structured) and MMI (structured) interview process-TaMMI. [Redacted]

[Redacted]

s. 29(1) (a)

Tools currently used in selection include academic performance, aptitude tests (MCAT), essays, references, interviews (traditional and MMIs.) Each of these tools is important but each has strengths and limitations. Recently, situational judgment tests (SJTs) have been used in selection and some schools use it to decrease the pool in selection for interview (Casper- Computer-Based Assessment for Sampling Personal Characteristics). Research has shown that SJTs are reliable and fair and can predict performance in the medical profession. They can also be used to accurately assess the attributes and competencies, which an individual school deems important in their context. Coaching does not significantly affect their validity and performance is not affected by socioeconomic status, which is important in accepting a diverse student body.

The Faculty of Medicine is therefore exploring the opportunity to implement a SJT aimed at measuring important non-academic attributes associated with the effective performance of students during their medical program. We are working with the Work Psychology Group in the UK to develop a pilot SJT to be delivered during the interview day in November 2016. The purpose of this pilot is to design and deliver a proof of concept SJT, and to evaluate how this SJT could be incorporated into the existing selection process for medical students. The implementation of a SJT within the selection process for Memorial University of Newfoundland is particularly exciting considering the unique context of the university; its rural nature, the diverse population of applicants and the current combination of traditional panel and multiple mini- interviews in the selection process. We have identified a number of attributes or competency domains, which are important in our context, and we are developing the pilot SJT to assess these attributes. There were several stages in the development of the pilot including item development, item review and concordance panel leading up to the pilot, which will be administered on interview day in November 2016 and will require a testing time of 30 minutes. Once consent is obtained, the test will be administered in a paper-based format under invigilated conditions, alongside live selection. We will then conduct a range of quantitative and qualitative analyses to evaluate the pilot test looking at reliability, validity and fairness. We will also look at the relationship between the SJT scores and live selection scores (on the panel and multiple-mini interviews) to see if there is any correlation.

Based on the results of the pilot, we will make adjustments for the SJT to be used for live selection in 2017. We feel this will be another important selection tool we can use to ensure the student has the attributes necessary to thrive in medical school and to be the best possible future physician for Canada.

6. OTHER NEWS

At the CCME meeting in Montreal in April, the Assistant Dean for Admissions at Memorial, Dr. Wanda Parsons, was elected Chair of the national AFMC Committee on Admissions.

Respectfully submitted,

s. 40(1)

Wanda Parsons, MD, CCFP, FCFP  
Chair, Committee on Admissions  
Assistant Dean for Admissions  
Associate Professor of Family Medicine

Attachments

**Admission Office Faculty of Medicine, Newfoundland and Labrador  
Applicants and Acceptance Entry 2016**

026-01-01-23

Provincial Population - 528,448

Appendix B

Large City		2016					
Population 100,000-499,999 (or greater than 50% commuting flow to 100,000-499,999 population center)		Applicants	Male	Female	Accept	Male	Female
St. John's	106,172	94	36	58	31		
CBS	24,848	10	4	6			
Foxtrap	24,848	1	1	0	0	0	0
Mount Pearl	24,284	14	5	9			
Torbay	7,397	3	0	3		0	
<b>Subtotal</b>		<b>122</b>	<b>46</b>	<b>76</b>	<b>41</b>	<b>11</b>	<b>30</b>

NOTE TO APPLICANT: All redactions on this page are made pursuant to s. 40(1).

IAP Office

Rural		2016					
Population 10,000-24,999 (or greater than 50% commuting flow to 10,000-24,999 population center)		Applicants	Male	Female	Accept	Male	Female
Corner Brook	19,886	15	4	11			
Grand Falls-Windsor	13,725	2	1	1			
Gander	11,054	2	1	1	0	0	0
<b>Subtotal</b>		<b>19</b>	<b>6</b>	<b>13</b>			

Small Rural		2016					
Population 10,000-24,999 (or greater than 50% commuting flow to 10,000-24,999 population center)		Applicants	Male	Female	Accept	Male	Female
Happy Valley-Goose Bay	7,552	2	1	1	0	0	0
Labrador City	7,367	3	0	3	0	0	0
Stephenville	6,719	2	1	1		0	
Bay Roberts	5,818	5	1	4	0	0	0
Marystown	5,506	2	1	1	0	0	0
Clarenville	5,274	5	4	1			0
Deer Lake	4,995	1	0	1	0	0	0
Carbonear	4,739	5	3	2		0	
Port Aux Basques	4,319	1	1	0			0
Placentia	3,743	2	0	2		0	
Lewisporte	3,643	3	1	2	0	0	0
Bonavista	3,589	1	0	1	0	0	0
Pasadena	3,352	3	0	3	0	0	0
Harbour Grace	3,131	1	0	1		0	
Botwood	3,008	4	2	2		0	
St. Anthony	2,418	2	0	2	0	0	0
Twillingate	2,269	1	0	1		0	
Glovertown	2,122	1	0	1	0	0	0
Gambo	1,984	1	0	1	0	0	0
Hare Bay	1,031	1	0	1	0	0	0
Lethbridge	900	3	3	0			0
Fogo	658	3	1	2			0
Meadows	649	2	0	2		0	
Avondale	636	2	0	2	0	0	0
Blaketown	504	2	1	1		0	
Little Heart's Ease	443	1	0	1	0	0	0
South Dildo	277	3	0	3		0	
<b>Subtotal</b>		<b>62</b>	<b>20</b>	<b>42</b>	<b>13</b>		

<b>Total</b>		<b>203</b>	<b>72</b>	<b>131</b>	<b>62</b>	<b>18</b>	<b>44</b>
--------------	--	------------	-----------	------------	-----------	-----------	-----------

**CHAIR'S REPORT**  
**COMMITTEE ON ADMISSIONS**  
**FACULTY OF MEDICINE**  
**ENTERING CLASS OF SEPTEMBER 2017**

NOTE TO APPLICANT: All redactions on this page are made pursuant to s. 40(1).

1. The membership of the Committee for this academic year was:

IAP Office

Dr. Wanda Parsons	Assistant Dean and Chair
Dr. Darryl Boone	Clinical Medical Sciences Representative
Dr. Tom Dorran	Prince Edward Island Representative
	Community Representative
	Newfoundland and Labrador Aboriginal Representative
	Medical Student Representative (1 <sup>st</sup> Year)
Dr. Mani Larijani	BioMedical Sciences Representative
Dr. Tom Laughlin	NB Representative
Dr. Jennifer Leonard	Clinical Medical Sciences Representative
	Rural Representative
Ms. Janet McHugh	Admissions Officer
Dr. Martin Mulligan	University Representative
Dr. Cathy Murray	Faculty at Large Representative
Dr. Jennifer O'Dea	Clinical Medical Sciences Representative
Dr. Samat Saeed	Faculty Sciences Representative
Dr. Pushpa Sathya	Newfoundland and Labrador Medical Association Representative
	Medical Student Representative (2 <sup>nd</sup> Year)
Dr. Barton Thiessen	Faculty at Large Representative
Dr. Peter Wang	Divisions of Community Health and Humanities Representative

NOTE TO APPLICANT:  
Appendix A is non-responsive to the request. As such, it is excluded from the records.

Attached is a list of members who interviewed this academic year. (Appendix A).

I wish to record my appreciation of the hard work and dedication of all who were involved in the Admissions Process this year; both Admissions and TaMMI (Traditional and Multiple-Mini Interview) Committees, medical students, staff in the Admissions Office, and staff for TaMMI.

The Admissions Committee members were busy from October 2016 – June 2017 with meetings, and assessing/ranking files.

...../2

## 2. APPLICANTS

The following is a breakdown of applications:

Region	Male	Female	Total
Newfoundland and Labrador (Aboriginals)	88 (7)	123 (6)	211 (13)
New Brunswick	48	51	99
Prince Edward Island	13	16	29
Yukon	4	4	8
Other Competitions	149	228	377
<b>TOTAL:</b>	<b>302</b>	<b>422</b>	<b>724</b>

Of the total number of applications, 422 (58%) were from women. Of the 211 applications from Newfoundland and Labrador, 123 (58) were from women.

Attached is a detailed breakdown of the Newfoundland and Labrador applications. (Appendix B)

## 3. ENTERING CLASS

A total of 108 offers were made for 82 acceptances. Two applicants from Newfoundland and Labrador (NL120, NL196) were granted deferrals; NL196 is expected to register for first year medical studies, August 2018 and NL120 is expected to register for first year medical studies, August 2020. An applicant from Other Canada (OC061) was granted a deferral in 2016 and was expected to register August 2017 but withdrew. The average age of the class is 24 with a range from 21-35 years. The percentage of females admitted is 62%.

The following is a breakdown of offers and acceptances:

REGION	OFFERS OF ACCEPTANCE			ADMITED		
	Male	Female	Total	Male	Female	Total
Newfoundland and Labrador (Aboriginals)	25 (2)	43 (2)	68 (4)	24	42	*66
New Brunswick	9	12	21			
Prince Edward Island	4	5	9			
Yukon	1	0	1		0	
Other Competitions	4	5	9	0		
<b>TOTAL:</b>	<b>43</b>	<b>65</b>	<b>108</b>	<b>31</b>	<b>51</b>	<b>82</b>

s. 40(1)

\*2 Newfoundland and Labrador Deferrals

...../3

4. ACADEMIC QUALIFICATIONS OF THE ENTERING CLASS

- a) The academic overall average and MCAT continues to be of high caliber.
- b) A wide variety of degree programs and university/colleges are represented.

The following is a breakdown of the academic qualifications:

Overall Average and Prerequisite Average

Mean Overall Average – <sup>91.7</sup>~~85.47~~ % (Range 77% - 95%)

Mean Overall English Prerequisite Average – 80%

Medical College Admissions Test (MCAT) Average

**OLD MCAT:** 9 applicants

Overall:	Verbal Reasoning	Physical Sciences	Biological Sciences
26.40/45	8.6/15	8.4/15	9.4/15

**NEW MCAT:** 73 applicants

Chemical and Physical Foundations of Living Systems	126/132
Critical Analysis and Reasoning Skills	126/132
Biological and Biochemical Foundations of Living Systems	127/132
Psychological, Social, and Biological Foundations of Behavior	<u>128/132</u>
Overall	507/528

Years of Study - Average = 5.6

<u>Year's</u>	<u># of Students</u>
3	1
4	24
5	22
6	19
7	7
7+	9

<u>Degrees</u>	<u># of Students</u>
Bachelors	24
Honors	29
Graduate Diplomas	3
Masters	23
Doctorate	3

**Subjects and Declared Majors**

Anatomy & Cell Biology	French & Religious Studies
Applied Math & Physics	Global Health Implementation
Applied Environmental Sciences	Health Ethics
Applied Health Services	Health Studies
Archaeology	Human Genetics
Behavioural Neuroscience	Immunology and Infectious Diseases
Biochemistry	Life Sciences
Biochemistry/Chemistry	Mathematics
Biology	Microbiology/Immunology
Biology (Molecular)	Music (Therapy/Performance)
Biomedical Sciences	Neuroscience
Business Administration	Nursing
Cancer & Development	Pharmacy
Chemistry (Medicinal)	Philosophy
Clinical Epidemiology	Physics & Earth Sciences
Culinary Arts	Population & Public Health
Engineering (Electrical)	Psychology
Engineering (Chemical)	Rehabilitation Sciences
Engineering (Ocean Naval Architectural)	Sports Therapy

**Universities and Colleges Attended**

Memorial University of Newfoundland	Universite de Montreal
Acadia University	Universite de Quebec
American University	University of British Columbia
Athabasca University	University College Dublin
Atlantic College of Therapeutic	University College London
Auckland University	University of Kassel
College of the North Atlantic	University of New Brunswick
Dalhousie University	University of Prince Edward Island
Fleming College	University of Sheffield
George Brown College of Applied Arts & Technology	University of Toronto
Glenn Gould School of the Royal Conservatory of Music	University of Ottawa
Grenfell Campus	University of St. Andrews
McMaster University	University of Guelph
McGill University	University of Texas (Austin)
Mount Allison University	University of Waterloo
Queens University	University of Western Ontario
Ryerson University	University of Victoria
Simon Fraser University	Wilfred Laurier University
St. Francis Xavier University	York University
Universite de Moncton	

5. **REQUEST FOR REVIEW**

- a) This year there were no requests to appeal the decision of the Admissions Committee.
- b) A large number of unsuccessful applicants visited the Admissions Office to discuss their applications.

6. **ADMISSIONS PREREQUISITE CHANGE (CALENDAR CHANGE)**

The Admissions Committee at its meeting on June 01, 2017 agreed to remove the English prerequisite requirement for Admission to the Faculty of Medicine, Regulations for the Degree of Doctor of Medicine. The background for this is as follows: The Admissions Office was advised that the Faculty of Humanities and Social Sciences will no longer require six credit hours in English for its programs and also the Faculty of Science is reviewing this. It was noted that the Interview Process and MCAT are tools that can assess English. This change has gone for a Notice of Motion to Faculty Council and to be discussed at the Faculty Council Meeting in September.

7. **ONGOING ADMISSIONS RESEARCH**

a) **MCAT (Medical College Admissions Test) Validity Study**

Memorial University, along with the University of Calgary's medical school, and 15 US medical schools, has partnered with AAMC (Association of American Medical Colleges) to collect empirical data to evaluate the new MCAT 2015.

The sample for this study includes medical students from the entering classes of 2015, 2016, and 2017. For each year over 86% of students have volunteered. The research will focus on examining the relationship between MCAT scores and academic outcomes throughout medical school. This study is ongoing until 2021.

b) **TaMMI (Traditional and Multiple Mini Interviews)**

We now have four years of data on TaMMI (the graduating class of 2018) and we will be conducting a comprehensive analysis on all aspects of this interview process.

..../6

8. **INITATIVE**

**SJT (Situational Judgement Test)**

The Admissions Office in collaboration with the Work Psychology Group from the United Kingdom developed and piloted a bespoke SJT that was developed for our context on November 05, 2016 during the interview process; 95% of the applicants volunteered to take the SJT. The analysis of the pilot SJT showed a good level of internal reliability, which is sufficient for high stakes assessment and was capable of differentiating between applicants. The analysis of the pilot also indicated that the SJT is appropriate for use as part of our selection process. Therefore, for the entering class of 2018, all interviewed applicants will have to take a 30 minutes written SJT during interview day and the results will be used as part of the selection process.

 s. 40(1)

Wanda Parsons, MD, CCFP, FCFP  
Chair, Committee on Admissions  
Assistant Dean for Admissions  
Associate Professor of Family Medicine

Attachments

Admission Office Faculty of Medicine, Newfoundland and Labrador  
 Applicants and Acceptance Entry 2017

Provincial Population- 536,000

Appendix B

026-01-01-23

NOTE TO APPLICANT: All redactions on this page are made pursuant to s. 40(1).

IAP Office

Large City Population: 100,000 -499,999 (or greater than than 50% commuting flow to 100,000-499,999 population center)		2017					
Community	Population	Applicants	Male	Female	Accept	Male	Female
St. John's	111,796	93	36	57			
CBS	26,199	13	3	10			
Mount Pearl	22,957	15	6	9			
Paradise	21,389	6	3	3			
Torbay	7,899	6	1	5			
Portugal Cove	6,575	3	1	2			
Pouch Cove	2,069	1	1	-			
Logy Bay	1,978	3	1	2			
Flatrock	1,683	1	-	1			
<b>Subtotal</b>		<b>141</b>	<b>52</b>	<b>89</b>	<b>40</b>	<b>13</b>	<b>27</b>

Rural Population: 10,000-24,999		2017					
Community	Population	Applicants	Male	Female	Accept	Male	Female
Corner Brook	19,806	13	8	5			
Grand Falls-Windsor	14,171	1	1	-			
Gander	11,688	5	2	3			
<b>Subtotal</b>		<b>19</b>	<b>11</b>	<b>8</b>			

Small Rural Population: Below 10,000		2017					
Community	Population	Applicants	Male	Female	Accept	Male	Female
Happy Valley-Goose Bay	8,109	1	-	1			
Stephenville	8,000	3	2	1			
Clarenville	6,291	6	4	2			
Bay Roberts	5,818	1	-	1			
Marystown	5,316	2	2	-			
Deer Lake	5,249	2	-	2			
Carbonear	4,838	4	3	1			
Bonavista	3,448	1	-	1			
Lewisporte	3,409	4	2	2			
Pasadena	3,352	3	-	3			
Botwood	3,052	1	1	-			
Springdale	2,971	1	-	1			
Dunville	2,853	1	-	1			
Holyrood	2,463	2	1	1			
St. Anthony	2,418	1	-	1			
Gambo	1,978	1	-	1			
Kippens	1,815	1	1	-			
Harbour Breton	1,711	2	2	-			
Burgeo	1,464	1	1	-			
Port Saunders	876	1	-	1			
Conne River	862	1	1	-			
Old Perlican	676	1	-	1			
Dover	673	1	-	1			
South River	655	1	1	-			
Churchill Falls	650	2	2	-			

Admission Office Faculty of Medicine, Newfoundland and Labrador  
 Applicants and Acceptance Entry 2017

Provincial Population- 536,000

Appendix B

Community	Population	Applicants	Male	Female	Accept	Male	Female
Green's Harbour	642	1	1	-	-	-	-
Meadows	637	1	-	1	-	-	-
Piccadilly	436	1	-	1			
Mobile	435	2	1	1			
South Dildo	277	1	-	1			
<b>Subtotal</b>		<b>51</b>	<b>25</b>	<b>26</b>	<b>23</b>		
<b>Total</b>		<b>211</b>	<b>88</b>	<b>123</b>	<b>66</b>	<b>24</b>	<b>42</b>

s. 40(1)

026-01-01-23

Statistics  
All interviewed.

**CHAIR'S REPORT**  
**Committee on Admissions**  
**Faculty of Medicine**  
**ENTERING CLASS OF SEPTEMBER 2018**

NOTE TO APPLICANT: All redactions on this page are made pursuant to s. 40(1).

**1. MEMBERSHIP OF ADMISSIONS COMMITTEE**

IAP Office

Dr. Wanda Parsons	Assistant Dean and Chair
[Redacted]	Community Representative
[Redacted]	Medical Student Representative (1 <sup>st</sup> Year)
Dr. Connie Hapgood	Faculty at Large
[Redacted]	Newfoundland and Labrador Aboriginal Representative
Dr. Mani Larijani	BioMedical Sciences Representative
Dr. Tom Laughlin	NB Representative
[Redacted]	Medical Student Representative (2 <sup>nd</sup> Year)
Ms. Janet McHugh	Admissions Officer
Dr. Martin Mulligan	University Representative
Dr. Jennifer O'Dea	Clinical Medical Sciences Representative
Dr. Pushpa Sathya	Newfoundland and Labrador Medical Association Representative
Dr. John Shik	Clinical Medical Sciences
Dr. Pam Snow	Clinical Medical Sciences
Dr. Bruno Stuyvers	BioMedical Sciences
Dr. Barton Thiessen	Faculty at Large Representative
Dr. Peter Wang	Divisions of Community Health and Humanities Representative
Vacant	PEI Representative
Vacant	Rural Representative

NOTE TO APPLICANT: Appendix A is non-responsive to the request. As such, it is excluded from the records. Attached is a list of members who interviewed this academic year. (Appendix A).

IAP Office

I wish to record my appreciation of the hard work and dedication of all who were involved in the Admissions Process this year; both Admissions and TaMMI (Traditional and Multiple-Mini Interviews) Committees, medical students, staff in the Admissions Office, and staff for TaMMI.

The Admissions Committee members were busy from October 2017 -- June 2018 with meetings, and assessing/ranking files.

...../2

**2. APPLICANTS**

The following is a breakdown of applications:

Region	Male	Female	Total
Newfoundland and Labrador (Aboriginals)	87 (9)	130 (8)	217 (17)
New Brunswick	43	44	87
Prince Edward Island	14	17	31
Yukon	4	4	8
Other Competitions	151	216	367
<b>TOTAL:</b>	<b>299</b>	<b>411</b>	<b>710</b>

Of the total number of applications, 411 (58%) were from women. Of the 217 applications from Newfoundland and Labrador, 130 (60%) were from women.

Attached is a detailed breakdown of the Newfoundland and Labrador applications. (Appendix B)

**3. ENTERING CLASS**

A total of 99 offers were made for 81 acceptances. Two applicants from Newfoundland and Labrador (NL156, NL199) were granted deferrals and are expected to register for first year medical studies, August 2019. NL120 was granted a deferral in 2017 and is expected to register August 2020. The average age of the class is 25 with a range from 21-45 years. The percentage of females admitted is 61%.

The following is a breakdown of offers and acceptances:

REGION	OFFERS OF ACCEPTANCE			ADMITED		
	Male	Female	Total	Male	Female	Total
Newfoundland and Labrador (Aboriginals)	22 (4)	42 (3)	64 (7)	20	41	*61
New Brunswick	8	9	17			
Prince Edward Island	3	3	6			
Yukon	0	1	1	0		
Other Competitions	6	5	11			
<b>TOTAL:</b>	<b>39</b>	<b>60</b>	<b>99</b>	<b>29</b>	<b>52</b>	<b>81</b>

\*2 Newfoundland and Labrador Deferrals

\*\* 2 Non-Canadians at differential fees (\$30,000 per year)

.....3

s. 40(1)

**4. ACADEMIC QUALIFICATIONS OF THE ENTERING CLASS**

- a) The academic overall average and MCAT continues to be of high caliber.
- b) A wide variety of degree programs and university/colleges are represented.

The following is a breakdown of the academic qualifications:

**Overall Average and Prerequisite Average**

Mean Overall Average – 85.90 % (Range 74% - 96%)

Mean Overall English Prerequisite Average – 81%

**Medical College Admissions Test (MCAT) Average**

**OLD MCAT:** 3 applicants

<b>Overall:</b>	<b>Verbal Reasoning</b>	<b>Physical Sciences</b>	<b>Biological Sciences</b>
29.30/45	7.7/15	11.3/15	10.3/15

**NEW MCAT:** 78 applicants

Chemical and Physical Foundations of Living Systems	126/132
Critical Analysis and Reasoning Skills	126/132
Biological and Biochemical Foundations of Living Systems	127/132
Psychological, Social, and Biological Foundations of Behavior	<u>128/132</u>
Overall	507/528

**Years of Study Average = 5.3**

<b><u>Year's</u></b>	<b><u># of Students</u></b>
3	1
4	31
5	23
6	11
7	8
7+	7

<b><u>Degrees</u></b>	<b><u># of Students</u></b>
Bachelors	33
Honors	33
Graduate Diplomas	2
Masters	12
Doctorate	1

...../4

**Declared Majors**

Applied Health Services	Exercise and Work Physiology
Applied Math and Physics	Experimental Psychology Neuroscience
Applied Psychological Science	Genetics
Astronomy and Astrophysics	Human Kinetics
Behavioural Neuroscience	Immunology
Biochemistry	Integrated Sciences
Biology	International Development & Women's Studies
Cell and Molecular Biology	Kinesiology
Chemistry	Life Sciences
Clinical Epidemiology	Media Studies
Community Health and Humanities	Medical Sciences
Dietetics	Microbiology
Education (Intermediate/Secondary)	Music Orchestral Trumpet Performance
Engineering (Biomedical)	Neuroscience
Engineering (Chemical)	Nursing
Engineering (Civil)	Nurse Practitioner
Engineering (Electrical)	Occupational Therapy
Engineering (Mechanical)	Pharmacy
Engineering (Ocean Naval Architectural)	Public and Population Health
Engineering (Process)	Psychology
English & French	Social & Culture Studies
English Language and Literature	Steamfitter & Pipefitter

**Universities and Colleges Attended**

Memorial University of Newfoundland	St. Thomas University
Acadia University	United Association Training College
Athabasca University	University of British Columbia
Carleton University	University College Dublin
Dalhousie University	University of Guelph
Lakehead University	University of New Brunswick
McGill University	University of Prince Edward Island
McMaster University	University of Strathclyde
Queens University	University of Toronto
Ryerson University	University of Victoria
Simon Fraser University	University of Western Ontario
St. Francis Xavier University	

.../5

**5. ADMISSIONS UPDATES**

**The change to remove the English prerequisite was approved by Faculty Council, Senate Committee on Undergraduate Studies, and Senate for the entering class of 2019.**

**The University has approved new residence requirements for residents of Newfoundland and Labrador and the Admissions Office of the Faculty of Medicine will follow these with some minor adjustments for the entering class of 2019. Attached is a copy of the residence requirements. (Appendix C)**

**The Admissions Office in consultation with the Dean's Office and the Policy Analyst has updated the Admissions Appeal Procedure for the Faculty of Medicine. Attached is a copy of the Admissions Appeal Procedure. (Appendix D)**

**For the entering class of 2019 there will not be a seat for Yukon applicants. The Yukon Government has withdrawn their funding of a seat in the Faculty of Medicine.**

**6. ONGOING ADMISSIONS RESEARCH**

**a) MCAT (Medical College Admissions Test) Validity Study**

**Memorial University, along with the University of Calgary's medical school, and 15 US medical schools, has partnered with AAMC (Association of American Medical Colleges) to collect empirical data to evaluate the MCAT introduced in 2015.**

**The sample for this study includes medical students from the entering classes of 2015, 2016, and 2017. For each year over 86% of students have volunteered to participate in this research. The research will focus on examining the relationship between MCAT scores and academic outcomes throughout medical school. This study is ongoing until 2021. The first results from this study have been submitted for publication.**

**b) TaMMI (Traditional and Multiple Mini-Interviews)**

**We now have five years of data on TaMMI and are continuing our comprehensive analysis on all aspects of this interview process. We recently published the first results of this analysis in an AMEE (Association of Medical Education in Europe) initiative themed edition of MedEdPublish on Selection and Recruitment in Medical Education.**

....16

NOTE TO APPLICANT:  
Appendices C and D are non-responsive to the request. As such, they are excluded from the records.

IAP Office

7. **SJT (SITUATIONAL JUDGEMENT TEST)**

The bespoke SJT piloted in 2016 was used for live selection this year.

[Redacted]

s. 29(1) (a)

8. **REQUEST FOR REVIEW**

- a) This year there were no requests to appeal the decision of the Admissions Committee.
- b) A large number of unsuccessful applicants visited the Admissions Office to discuss their applications.

[Redacted]

s. 40(1)

Wanda Parsons, MD, CCFP, FCFP  
Chair, Committee on Admissions  
Assistant Dean for Admissions  
Associate Professor of Family Medicine

Appendices

Newfoundland and Labrador Applicants and Accept for August 2018

(APPENDIX B)

Total Population of Province: 528,400

1. Large City: Population: 100,000-499,999 (or greater than 50% commuting flow to 100,000-499,000 population center)

NOTE TO APPLICANT: All redactions on this page are made pursuant to s. 40(1).

	Population	Applicants	Male	Female	Accept	Male	Female
St. John's	108,900	83	35	48	22		
CBS	26,199	19	5	14			
Mount Pearl	22,957	25	7	18			
Paradise	21,389	1	0	1	0	0	0
Flatrock	1,683	1	0	1	0	0	0
<b>Subtotal</b>		<b>1683</b>	<b>47</b>	<b>82</b>	<b>40</b>		<b>30</b>

IAP Office

2. Rural: Population: 10,000-24,999 (or greater than 50% commuting flow to 10,000-24,000 population center)

	Population	Applicants	Male	Female	Accept	Male	Female
Corner Brook	19,810	11	7	4			
Grand Falls-Windsor	14,170	4	2	2	0	0	0
Gender	11,690	9	5	4			0
<b>Subtotal</b>		<b>24</b>	<b>14</b>	<b>10</b>			

3. Small Rural: Population: Below 10,000

	Population	Applicants	Male	Female	Accept	Male	Female
Happy Valley-Goose Bay	8,109	5	5	0	0	0	0
Labrador City	7,220	2	2	0	0	0	0
Stephenville	6,623	5	5	0	0	0	0
Clarenville	6,291	4	4	0	0	0	0
Bay Roberts	6,012	1	1	0	0	0	0
Marystown	5,316	3	3	0	0	0	0
Deer Lake	5,249	2	2	0	0	0	0
Carbonear	4,838	1	1	0	0	0	0
Port-aux-Basques	4,067	2	2	0	0	0	0
Piagetville	3,748	1	1	0	0	0	0
Pasadena	3,620	6	6	0	0	0	0
Bonaville	3,448	2	2	0	0	0	0
Lewisporte	3,409	3	3	0	0	0	0
Harbour Grace	2,993	1	1	0	0	0	0
Botwood	2,873	1	1	0	0	0	0
Burlin	2,315	1	1	0	0	0	0
St. Anthony	2,258	1	1	0	0	0	0
Twillingate	2,196	1	1	0	0	0	0
Gambo	1,978	1	1	0	0	0	0
St. Lawrence	1,192	1	1	0	0	0	0
Bale Verde	1,113	1	1	0	0	0	0
Rocky Harbour	947	2	2	0	0	0	0
Summerville	906	1	1	0	0	0	0
Lethbridge	900	2	2	0	0	0	0
Conne River	862	1	1	0	0	0	0
Roberts Arm	805	1	1	0	0	0	0
Churchill Falls	650	1	1	0	0	0	0
Avondale	636	3	3	0	0	0	0
Meadows	626	1	1	0	0	0	0
Hampden	489	1	1	0	0	0	0
Mobile	435	2	2	0	0	0	0
Mainland	341	2	2	0	0	0	0
South Dildo	277	1	1	0	0	0	0
Rushoon	245	1	1	0	0	0	0
McKays	240	1	1	0	0	0	0
<b>Subtotal</b>		<b>64</b>	<b>26</b>	<b>38</b>	<b>16</b>	<b>20</b>	<b>41</b>
<b>Total</b>		<b>217</b>	<b>87</b>	<b>130</b>	<b>61</b>	<b>20</b>	<b>41</b>

**CHAIR'S REPORT  
COMMITTEE ON ADMISSIONS  
FACULTY OF MEDICINE  
ENTERING CLASS OF SEPTEMBER 2019**

NOTE TO APPLICANT: All redactions on this page are made pursuant to s. 40(1).

IAP Office

1. The membership of the Committee for this academic year was:

Dr. Wanda Parsons	Assistant Dean and Chair
Dr. Paul Dancey	Acting Assistant Dean and Chair (September- December 2018)
Ms. Lisa Breen	Admissions Officer
Dr. Andre Celliers	PEI Representative
[Redacted]	Medical Student Representative (2 <sup>nd</sup> Year)
Dr. Connie Hapgood	Faculty at Large
[Redacted]	Community Representative
[Redacted]	Newfoundland and Labrador Aboriginal Representative
[Redacted]	Medical Student Representative (2 <sup>nd</sup> Year)
Dr. Mani Larijani	BioMedical Sciences Representative
Dr. Martin Mulligan	University Representative
Dr. Maisam Najafizada	Divisions of Community Health and Humanities Representative
[Redacted]	NB Representative
Dr. Jennifer O'Dea	Clinical Medical Sciences Representative
Dr. Pushpa Sathya	Newfoundland and Labrador Medical Association Representative
Dr. John Shik	Clinical Medical Sciences
Dr. Pam Snow	Clinical Medical Sciences
[Redacted]	Rural Representative
Dr. Bruno Stuyvers	BioMedical Sciences
Dr. Barton Thiessen	Faculty at Large Representative

NOTE TO APPLICANT:  
Appendix A is non-responsive to the request. As such, it is excluded from the records.

IAP Office

Attached is a list of members who interviewed this academic year. (Appendix A).

I wish to record my appreciation of the hard work and dedication of all who were involved in the Admissions Process this year; both Admissions and TaMMI (Traditional and Multiple-Mini Interview) Committees, medical students, staff in the Admissions Office, and staff for TaMMI.

I would also like to thank Dr. Paul Dancey for taking on the role of Acting Assistant Dean from September – December during my absence.

The Admissions Committee members were busy from October 2018 – June 2019 with meetings, and assessing/ranking files.

**CHAIR'S REPORT  
COMMITTEE ON ADMISSIONS  
FACULTY OF MEDICINE  
ENTERING CLASS OF SEPTEMBER 2019**

**2. APPLICANTS**

The following is a breakdown of applications:

<b>Region</b>	<b>Male</b>	<b>Female</b>	<b>Total</b>
Newfoundland and Labrador (Aboriginals)	91 (5)	126 (4)	217 (9)
New Brunswick	47	51	98
Prince Edward Island	16	20	36
Other Competitions	207	265	472
<b>TOTAL:</b>	<b>361</b>	<b>462</b>	<b>823</b>

Of the total number of applications, 462 (56%) were from women. Of the 217 applications from Newfoundland and Labrador, 126 (58%) were from women.

Attached is a detailed breakdown of the Newfoundland and Labrador applications. (Appendix B)

**3. ENTERING CLASS**

A total of 106 offers were made for 81 acceptances. Two applicants from Newfoundland and Labrador (NL025 and NL218) and one applicant from New Brunswick (NB008) were granted deferrals and are expected to register for first year medical studies, August 2020. NL120 was granted a deferral in 2017 and was expected to register August 2020; however she withdrew her acceptance. The average age of the class is 24 with a range from 21-31 years.

**CHAIR'S REPORT  
COMMITTEE ON ADMISSIONS  
FACULTY OF MEDICINE  
ENTERING CLASS OF SEPTEMBER 2019**

The following is a breakdown of offers and acceptances:

REGION	OFFERS OF ACCEPTANCE			ADMITTED		
	Male	Female	Total	Male	Female	Total
Newfoundland and Labrador (Aboriginals)	27 (3)	37 (1)	64 (4)	26	37	*64
New Brunswick	11	10	21			
Prince Edward Island	6	3	9			
Other Competitions	6	7	13			
<b>TOTAL:</b>	<b>50</b>	<b>57</b>	<b>107</b>	<b>36</b>	<b>43</b>	<b>81</b>

s. 40(1)

\*2 Newfoundland and Labrador Deferrals  
\*\*1 New Brunswick Deferral

4. **ACADEMIC QUALIFICATIONS OF THE ENTERING CLASS**

- a) The academic overall average and MCAT continues to be of high caliber.
- b) A wide variety of degree programs and university/colleges are represented.

The following is a breakdown of the academic qualifications:

**Overall Average and Prerequisite Average**

Mean Overall Average – 86.20% (Range 73% - 97%)

**Medical College Admissions Test (MCAT) Average**

NEW MCAT: 81 Applicants

Chemical and Physical Foundations of Living Systems	126/132
Critical Analysis and Reasoning Skills	126/132
Biological and Biochemical Foundations of Living Systems	127/132
Psychological, Social, and Biological Foundations of Behavior	<u>128/132</u>
Overall	507/528

**CHAIR'S REPORT  
COMMITTEE ON ADMISSIONS  
FACULTY OF MEDICINE  
ENTERING CLASS OF SEPTEMBER 2019**

**Years of Study - Average = 5.5**

<u>Year's</u>	<u># of Students</u>
3	1
4	28
5	21
6	13
7	9
7+	9

<u>Degrees</u>	<u># of Students</u>
Bachelors	37
Honors	25
Graduate Diplomas	2
Masters	17

**Subjects and Declared Majors**

Behavioural Neuroscience	Chemistry (Medicinal)
Behavioural Neuroscience/Biochemistry	Clinical Epidemiology
Behavioural Neuroscience/Biochemistry/Nutrition	Commerce (Co-operative)
Behavioural Neuroscience/Psychology	Community Health (Medicine)
Biochemistry	Engineering (Biology and Sustainable Design)
Biochemistry/Cell Biology	Engineering (Biomedical)
Biochemistry/Chemistry	Engineering (Chemical)
Biochemistry and Molecular Biology	Engineering (Civil)
Biochemistry/Nutrition	Engineering (Electrical/Computer)
Biochemistry/Psychology	Engineering (Mechanical)
Biology (Marine)	Engineering (Ocean Naval Architectural)
Biology/Behavioural Neuroscience	Engineering (Process)
Biology/Biochemistry	Experimental Medicine
Biology/Chemistry	Genetics/Biochemistry
Biology/Creative Writing	Health Sciences
Cancer and Development	Immunology (Interdepartmental)
Cell and Molecular Biology	Interdisciplinary Leadership
Chemistry	Kinesiology

**CHAIR'S REPORT  
COMMITTEE ON ADMISSIONS  
FACULTY OF MEDICINE  
ENTERING CLASS OF SEPTEMBER 2019**

Life Sciences	Population and Public Health
Microbiology/Immunology	Pharmacy
Neuroscience	Physical Therapy
Nursing	Physiology and Pharmacology
Piano Performance	Psychology
Population Health	

**Universities and Colleges Attended**

Memorial University of Newfoundland	Queen's University
Acadia University	University of Florida
Carleton University	University of New Brunswick
College of the Holy Cross	University of Ottawa
Dalhousie University	University of Oxford
McGill University	University of Prince Edward Island
McMaster University	University of Toronto
Mount Allison University	University of Western Ontario

**5. ADMISSIONS UPDATES**

We welcomed a new Admissions Officer, Lisa Breen, in the summer of 2018.

The following two calendar changes were approved by the Admission Committee at the last meeting in June, and will be presented to faculty council in the fall, being proposed to take effect in June 2020:

**1. Background:**

The Calendar currently states that the deadline for applications is "normally September 15". Naming a specific date creates confusion because it is often different than what is on the Admissions webpage. **It is proposed that this language be removed and replaced with the link to the Admissions webpage where the exact date can be found.** Additionally, due to short amount of time between the application deadline and Interview Day, the extensive workload of Admissions Staff would be easier to manage if **the deadline was moved closer to September 1, specifically, between August 28<sup>th</sup> and September 3<sup>rd</sup>.** As a result, the application system will open in June rather than July.

NOTE TO APPLICANT: Pages 6 and 7 of this report is non-responsive to the request. As such, those pages are excluded from the records.

5

IAP Office

**CHAIR'S REPORT  
COMMITTEE ON ADMISSIONS  
FACULTY OF MEDICINE  
ENTERING CLASS OF SEPTEMBER 2019**

**7. REQUEST FOR REVIEW**

- a) This year there were no requests to appeal the decision of the Admissions Committee.
- b) A large number of unsuccessful applicants visited the Admissions Office to discuss their applications.

8. I am finishing as Assistant Dean for Admissions on August 31

[Redacted]

s. 40(1)

So many people are involved in making the process run so smoothly and I am extremely grateful for their support. Memorial University is a leader in the admissions process and holistic review and we have a fair transparent process of which we should all be proud. I wish my successor all the best in their new role.

[Redacted]

s. 40(1)

Wanda Parsons, MD, CCFP, FCFP  
Chair, Committee on Admissions  
Assistant Dean for Admissions  
Associate Professor of Family Medicine

Appendixes

# Chairs Report

Admissions Office 2019-2020

MEMORIAL UNIVERSITY Admissions Office

## Contents

Admissions Committee Membership 2019-2020 .....	2
Applicants.....	2
Offers and Acceptances .....	3
Academic Qualifications of the Matriculating Class .....	4
Admissions Updates.....	6
i.    New Assistant Dean .....	6
ii.   TaMMI 2019.....	6
iii.  Returning to HSIMS Application System .....	7
iv.   Interview Committee .....	7
v.    Admissions Committee .....	7
a.   Acceptable References.....	7
b.   Definition of a NL Resident .....	7
c.   Requirement to finish Master’s degree .....	8
vi.   COVID-19 Accommodations.....	8
vii.  Ongoing Admissions Research – MCAT Validity Study .....	8
Requests for Review .....	8
Concluding Remarks.....	9
Appendices.....	10
Appendix A – Newfoundland and Labrador Applicants.....	10
Appendix B – TaMMI Interviewers & Staff, Nov. 2, 2019 .....	12
Appendix C – SJT Analysis 2019 .....	17
Appendix D - CASPer Research .....	33
Appendix E – Revenue and Expenses – HSIMS Application .....	35
Appendix F – Terms of Reference, Interview Committee.....	36
Appendix G– Acceptable References Guidelines 2020-2021.....	39
Appendix H – Definition of a Newfoundland & Labrador Resident.....	41

## Admissions Committee Membership 2019-2020

NOTE TO APPLICANT: All redactions on this page are made pursuant to s. 40(1).

IAP Office

The membership of the Committee for this academic year was:

Dr. Barton Thiessen	Assistant Dean and Chair
Ms. Lisa Breen	Admissions Officer
Dr. Andre Celliers	PEI Representative
Dr. Xihua Chen	BioMedical Sciences Representative
[REDACTED]	Medical Student Representative (2 <sup>nd</sup> Year)
Dr. Martina Delaney	Faculty-at-Large
Dr. Laura Gillespie	BioMedical Sciences Representative
Dr. Connie Hapgood	Faculty-at-Large
[REDACTED]	Community Representative
Dr. Andrew Latus	Clinical Medical Science.
Dr. Martin Mulligan	University Representative
Dr. Maisam Najafizada	Community Health and Humanities Representative
[REDACTED]	NB Representative
Dr. Pamela Pike	Clinical Medical Sciences
Dr. John Shik	Clinical Medical Sciences
[REDACTED]	Newfoundland and Labrador Indigenous Representative
Dr. Eileen St. Croix	Newfoundland and Labrador Medical Association Representative
[REDACTED]	Rural Representative
[REDACTED]	Medical Student Representative (2 <sup>nd</sup> Year)

I'd like to note the exceptional work done by all those involved with Admissions during this cycle. COVID impacted our usual process but with the hard work of staff within the Admissions office and all the volunteer members on our committees we were able to transition and complete our selection. This allowed us to choose our new matriculating class as well as begin planning for a move to virtual interviews and selection for the next cycle.

## Applicants

The following is a breakdown of applications:

Region	Male	Female	Total
Newfoundland and Labrador (Aboriginals)	78 (5)	131 (4)	209 (9)
New Brunswick	45	44	89
Prince Edward Island	22	28	50
Other Competitions	183	262	445
TOTAL:	328	465	793

Of the total number of applications, 465 (59%) were from women. Of the 209 applications from Newfoundland and Labrador, 131 (63%) were from women.

A detailed breakdown of the Newfoundland and Labrador applications can be found in Appendix A.

## Offers and Acceptances

**A total of 106 offers were made for 81 acceptances.** One applicant from Newfoundland and Labrador (NL025) and one applicant from Prince Edward Island (PE010) were granted deferrals and are expected to register for first year medical studies, August 2021.

The mean age of the class is 24 with a range from 21-31 years; the mode of the group was 23 while the median was 25.

The following is a breakdown of offers and acceptances:

REGION	OFFERS OF ACCEPTANCE			ADMITTED		
	Male	Female	Total	Male	Female	Total
Newfoundland and Labrador ( <i>Indigenous</i> )	18	44 (1)	62 (2)	18	41 (0)	*59
New Brunswick	11	12	23			
Prince Edward Island	4	5	9			
Other Competitions	6	10	16			
<b>TOTAL:</b>	<b>39</b>	<b>71</b>	<b>110</b>	<b>24</b>	<b>54</b>	<b>79</b>

s. 40(1)

\*1 Newfoundland and Labrador Deferral

\*\*1 Prince Edward Island Deferral

## Academic Qualifications of the Matriculating Class

The academic overall average and MCAT continues to be of high caliber and a wide variety of degree programs and university/colleges are represented.

The following is a breakdown of the academic qualifications:

**i. Overall Average and Prerequisite Average**

Mean Overall Average – **86.14% (Range 72% - 97%)**

**ii. Medical College Admissions Test (MCAT) Average**

**MCAT (2015 version): 79 Applicants**

Chemical and Physical Foundations of Living Systems	126/132
Critical Analysis and Reasoning Skills	126/132
Biological and Biochemical Foundations of Living Systems	127/132
Psychological, Social, and Biological Foundations of Behavior	<u>128/132</u>
Overall	507/528

The version of the MCAT pre-2015 will not be accepted in 2020. The Admissions Committee passed a motion at the final meeting in 2020 to expire MCAT scores older than 5 years.

**iii. Years of Post-Secondary Study: Average = 5.5**

# of Years	# of Students
4	27
5	25
6	11
7	10
7+	6

Degrees	# of Students
Bachelors	34
Honors	28
Master's	17
Ph.D	0

iv. Subjects and Declared Majors

Applied Health Science	Clinical Epidemiology
Applied Mathematics	Commerce
Applied Science	Development Studies
Behavioural Neuroscience	Education
Biochemistry	Electrical Engineering
Biochemistry & Chemistry	Health & Rehabilitation Science
Biochemistry & Nutrition	Health Sciences
Biochemistry, Nutrition & Psychology	Interdisciplinary Health Sciences
Biochemistry & Pathology of Human Disease	Kinesiology
Bioethics	Life Sciences
Biology	Mechanical Engineering
Biology, Cell & Molecular	Medical Sciences
Biomedical Engineering	Microbiology & Immunology
Biomedical Science	Music
Cell & Molecular Biology	Neuroscience
Cell, Molecular Biology & Biochemistry	Nursing
Cell Systems & Biology	Pharmacology & Therapeutics
Chemical & Biological Engineering	Pharmacy
Chemistry	Physics
Chemistry & Biochemistry	Physiology
Psychology, Behavioural & Cognitive	Psychology
Public Health	

**Universities and Colleges Attended**

Memorial University of Newfoundland	University of New Brunswick
Acadia University	University of Ottawa
Albany Medical College	University of Prince Edward Island
Brock University	University of Toronto
Dalhousie University	University of Victoria
McGill University	University of Waterloo
McMaster University	Wentworth Institute of Technology
Mount Allison University	University of Western Ontario
Queen's University	University of Windsor
St. Francis Xavier University	York University
St. Mary's University	
University of British Columbia	

NOTE TO APPLICANT: Pages 6-9 of this report are non-responsive to the request. As such, they are excluded from the records.

IAP Office

## Appendices

NOTE TO APPLICANT: All redactions on this page are made pursuant to s. 40(1).

### Appendix A – Newfoundland and Labrador Applicants

IAP Office

#### Newfoundland and Labrador Applicants and Accept for August 2020

Total Population of Province:  
525,073

**1. Large City: Population: 100,000-499,999 (or greater than 50% commuting flow to 100,000-499,000 population center)**

	Population	Applicants	Male	Female	Accept	Male	Female
St. John's	108,900	87	34	53	29		
CBS	26,199	10	4	6		0	
Mount Pearl	22,957	25	10	15			
Paradise	21,389	2	1	1			0
Torbay	7,899	1	0	1		0	
<b>Subtotal</b>		<b>125</b>	<b>49</b>	<b>76</b>	<b>39</b>	<b>12</b>	<b>27</b>

**2. Rural: Population: 10,000-24,999 (or greater than 50% commuting flow to 10,000-24,000 population center)**

	Population	Applicants	Male	Female	Accept	Male	Female
Corner Brook	19,810	10	4	6			
Grand Falls-Windsor	14,170	8	3	5			
Gander	11,690	4	0	4	0	0	0
<b>Subtotal</b>		<b>22</b>	<b>7</b>	<b>15</b>			

**3. Small Rural: Population: Below 10,000**

	Population	Applicants	Male	Female	Accept	Male	Female
Happy Valley-Goose Bay	8,109	1	0	1		0	
Labrador City	7,220	1	0	1	0	0	0
Stephenville	6,623	8	3	5			0
Clarenville	6,291	4	2	2	0	0	0
Bay Roberts	6,012	3	0	3		0	
Marystown	5,316	1	1	0	0	0	0
Deer Lake	5,249	6	2	4		0	

IAP Office

Carbonear	4,838	2	1	1	0	0	0
Foxtrap	4,445	1	0	1	0	0	0
Goulds	4,418	1	0	1	0	0	0
Port-aux-Basques	4,067	3	3	0	0	0	0
Placentia	3,743	2	0	2	0	0	0
Lewisporte	3,409	1	1	0			0
Harbour Grace	2,995	2	1	1	0	0	0
Springdale	2,971	2	1	1	0	0	0
St. Anthony	2,258	1	0	1		0	
Fogo	2,244	1	1	0	0	0	0
Twillingate	2,196	1	0	1		0	
New Wes Valley	2,172	1	0	1	0	0	0
Gambo	1,978	1	0	1	0	0	0
Harbour Breton	1,634	1	0	1		0	
Baie Verte	1,313	2	1	1	0	0	0
Burgeo	1,307	1	1	0	0	0	0
St. Lawrence	1,192	2	2	0			0
Churchill Falls	705	2	1	1		0	
Bishops Falls	682	1	0	1	0	0	0
King's Point	659	1	1	0	0	0	0
Avondale	636	2	0	2		0	
Old Perlican	633	1	1	0	0	0	0
Griquet	604	1	0	1	0	0	0
Hampden	489	1	0	1	0	0	0
Pollard's Point	468	1	1	0	0	0	0
Pilley's Island	294	1	0	1		0	
South Dildo	277	1	1	0	0	0	0
McCallum	73	1	1	0			0
<b>Subtotal</b>		<b>62</b>	<b>26</b>	<b>36</b>	<b>14</b>		
<b>Total</b>		<b>209</b>	<b>82</b>	<b>127</b>	<b>58</b>	<b>19</b>	<b>39</b>

# Chairs Report

Admissions Office 2020-2021

FACULTY OF MEDICINE, Admissions Office

NOTE TO APPLICANT: Only the responsive pages of this report are included in the records.

IAP Office

## Contents

<b>Admissions Committee Membership 2020-2021 .....</b>	<b>2</b>
<b>Applicants.....</b>	<b>4</b>
<b>Offers and Acceptances .....</b>	<b>5</b>
<b>Academic Qualifications of the Matriculating Class .....</b>	<b>6</b>
<b>Admissions Updates.....</b>	<b>7</b>
i. Interview Committee .....	7
ii. Casper Exam.....	8
iii. MUNMed VIP .....	8
iv. Returning to HSIMS Application System .....	9
v. Admissions Committee .....	9
a. Exceptional Circumstance Clause .....	9
b. International Students .....	9
c. Indigenous Letter of Support .....	10
d. Policy on Deferrals .....	10
<b>COVID-19 Accommodations.....</b>	<b>10</b>
<b>Ongoing Admissions Research – MCAT Validity Study .....</b>	<b>11</b>
<b>Requests for Review .....</b>	<b>11</b>
<b>Concluding Remarks.....</b>	<b>11</b>
<b>Appendices.....</b>	<b>12</b>
Appendix A – Newfoundland and Labrador Applicant Statistics .....	12
Appendix B – MUNMed VIP Interviewers & Staff, November 14, 2020 .....	14
Appendix C – MUNMed VIP Interviewer Cancellations .....	18
Appendix D - Faculty Involvement in Medical School Interviews, 2016 – 2020 .....	19
Appendix E – Revenue and Expenses – HSIMS Application .....	20
Appendix F – National Tuition Rates for International Students .....	21

NOTE TO APPLICANT: All redactions on this page are made pursuant to s. 40(1).

## Admissions Committee Membership 2020-2021

IAP Office

The membership of the Committee for this academic year was:

Dr. Barton Thiessen	Chair, Assistant Dean for Admissions, <i>Ex-officio</i>
Ms. Lisa Breen	Admissions Officer, <i>Ex-officio</i>
[REDACTED]	PEI Representative
[REDACTED]	Medical Student Representative (1 <sup>st</sup> Year)
Dr. Connie Hapgood	Faculty-at-Large
[REDACTED]	Community Representative
[REDACTED]	Indigenous Representative
[REDACTED]	Medical Student Representative (1 <sup>st</sup> Year)
Dr. Laura Gillespie	Biomedical Sciences
Dr. Martin Mulligan	University Representative
Dr. Maisam Najafizada	The Division of Community Health and Humanities
[REDACTED]	New Brunswick Representative
Dr. Tina Delaney	Clinical Medical Sciences
Dr. Eileen St. Croix	NLMA Representative
Dr. John Shik	Clinical Medical Sciences
Dr. Pam Pike	Clinical Medical Sciences
[REDACTED]	Rural Representative
Dr. Xihua Chen	BioMedical Sciences
Dr. Andrew Latus	Faculty-at-Large

The membership of the newly formed Interview Committee, as a sub-committee of the Admissions Committee, for this academic year was:

Dr. Barton Thiessen FRCPC	Assistant Dean for Admissions
Ms. Lisa Breen	Admissions Officer
[REDACTED]	Obstetrician/Gynecologist, Corner Brook
Dr. John Thoms FRCPC	Associate Professor Radiation Oncology, St. John's
Dr. Margo Wilson CCFP (EM)	Clinical Assistant Professor, Emergency Medicine, St. John's

The Interview Committee members were busy assessing files for interview from September 2020 to

November 2020, inclusive, while meeting as a committee several times during this timeframe. The Admissions Committee members reviewed and scored applications from December 2020 – June 2021 and participated in meetings throughout this period.

## Applicants

The following is a breakdown of applications:

Region	Total Applications	Male	Female	Total Completed Applications	Male	Female
Newfoundland and Labrador (Indigenous)	213 (4)	78 (2)	135 (2)	212 (4)	77 (2)	135 (2)
New Brunswick	102	36	66	102	36	66
Prince Edward Island	51	18	33	51	18	33
Other Competitions	469	164	305	469	164	305
<b>TOTAL:</b>	<b>835</b>	<b>296</b>	<b>539</b>	<b>834</b>	<b>295</b>	<b>539</b>

Note:

Total Applications: 835

Total Completed Applications: 834

Completed applications are defined as those containing both MCAT and Casper scores received by the published deadline as well as references. Due to the closure of many institutions across the country, transcript requests for many applicants were delayed and leeway on deadlines was granted for this circumstance.

Of the total number of applications, 539 (65%) were from women. Of the 213 applications from Newfoundland and Labrador, 135 (63%) were from women.

A detailed breakdown of the Newfoundland and Labrador applications is in Appendix A.

## Offers and Acceptances

The Admissions Office made 109 offers for 80 acceptances. Two applicants from Newfoundland and Labrador (NL028 and NL0209) were granted deferrals; NL028 is expected to register for first year medical studies in August 2022 and NL209 is expected to register for first year medical studies August 2024.

The average age of the class is 25 with a range from 22-35 years.

The following is a breakdown of offers and acceptances:

REGION	OFFERS OF ACCEPTANCE			ADMITTED		
	Male	Female	Total	Male	Female	Total
Newfoundland and Labrador (Indigenous)	22	46 (2)	68 (2)	21 (0)	43	*64
New Brunswick	7	10	17			
Prince Edward Island	1	3	4			
Other Competitions	4	16	20	0		
<b>TOTAL:</b>	<b>34</b>	<b>75</b>	<b>109</b>	<b>27</b>	<b>53</b>	<b>80</b>

s. 40(1)

\*2 Newfoundland and Labrador Deferrals

\*\* Prince Edward Island Deferral August 2020

## Academic Qualifications of the Matriculating Class

The academic overall average and MCAT continues to be of high caliber. A wide variety of degree programs and university/colleges are below. The following is a breakdown of the academic qualifications:

- i. Mean overall average: 85.47% (range 62%<sup>1</sup> - 95%)
- ii. Medical College Admissions Test (MCAT) Average

NEW MCAT: 79 Applicants

OLD MCAT: 1 Applicant

Chemical and Physical Foundations of Living Systems	126/132
Critical Analysis and Reasoning Skills	126/132
Biological and Biochemical Foundations of Living Systems	126/132
Psychological, Social, and Biological Foundations of Behavior	128/132
<b>Average overall</b>	<b>506/528</b>

The range of scores within each section of the MCAT was:

	CPBS	CARS	BBFL	PSBB	Total
<b>High</b>	132	132	132	132	525
<b>Low</b>	120	122	121	122	488

- iii. Post-Secondary Years of Study: Average = 5.6

Years of Study	# of Students
3	1
4	27
5	16
6	17
7	8
7+	11

Degrees	# of Students
Bachelors	36
Honours	28
Masters	14
Diplomas	2

- iv. Degrees and Declared Majors

Behavioural Neuroscience	Health
Behavioural Neuroscience/Biochemistry/Nutrition	Human Kinetics
Behavioural Neuroscience/Philosophy	Interdisciplinary Leadership
Biochemistry	Kinesiology
Biochemistry/Nutrition	Mechanical Engineering
Biological Sciences	Medical Sciences

<sup>1</sup> The individual with this overall average is an outlier to the group. They are a mature applicant and this average reflects their entire university record. Their recent academic performance, including the completion of a Master's degree, demonstrates keen academic ability in addition to a strong MCAT score of 510.

Biology	Medicine
Biology/Chemistry	Microbiology/Immunology
Biology/Physics	Music
Biomedical Science	Neuroscience
Biomedical Sciences & Health Ethics	Nursing
Business Administration	Nutrition
Cell & Molecular Biology	Physics/Computer Science
Chemistry	Physiotherapy
Chemistry (Biological)	Population Health Risk
Civil Engineering	Psychology
Clinical Epidemiology	Public Administration
Collaborative Nursing	Public Health
Exercise Neuroscience	Science in Management

i. Universities and Colleges Attended

Memorial University of Newfoundland	University of Alberta
Acadia University	University of Cincinnati
Cape Breton University	University of Delaware
Carleton University	University of New Brunswick
Dalhousie University	University of Ottawa
Manhattan School of Music	University of Prince Edward Island
McGill University	University of Western Ontario
Queen's University	Wilfred Laurier University
St. Francis Xavier University	York University
Trent University	

## Admissions Updates

i. Interview Committee

The Interview Committee met for the first time in September 2020 and collaborated effectively to review applications for the 2020-2021 application cycle. The implementation of this committee improves transparency and accountability of the application review process. Feedback from committee members was positive and all are looking forward to returning in 2021-2022.

NOTE TO APPLICANT: Pages 8-10 of the report are non-responsive to the request. As such, those pages are excluded from the records.

## Ongoing Admissions Research – MCAT Validity Study

Memorial has been involved with ongoing MCAT Validity research with 16 other North America medical schools. Our spring meetings continued in an online format due to the pandemic. In light of recent world events, there continues to be emphasis on how MCAT scores can be validated in underrepresented groups, as well as those from non-traditional backgrounds. The last data set submitted for the class of 2021 concluded our involvement in data acquisition for this project. The research group was successful in publishing an article in *Academic Medicine* titled: *The Validity of MCAT Scores in Predicting Students' Performance and Progress in Medical School: Results from a Multisite Study*. Further meetings are ongoing as this project concludes.

## Requests for Review

There were no requests to appeal the decision of the Admissions Committee for the 2019-2020 cycle. A large number of unsuccessful applicants met with either the Admissions Officer or the Assistant Dean to discuss their applications. Due to the pandemic, all appointments were by phone.

## Concluding Remarks

Continuing in the role of Assistant Dean for Admissions this year could not have been accomplished without the support of all our Admissions office team during this ever-changing pandemic-influenced cycle. Ms. Lisa Breen has been instrumental in ensuring Memorial employs a holistic review of all candidates in a fair and transparent manner. The implementation of the interview committee creates a more formalized yet transparent process while ensuring social accountability to the population the medical school serves. A full revamp of our interview process to an online model permitted the combined MMI and panel interview style to continue while allowing the candidates (and assessors) to participate remotely. While we are still working on retaining the “personal” component of these interactions, the benefits to an online format are significant. We look forward to reviewing our novel methods to validate them and correlate with medical learner success both in early training and beyond.

s. 40(1)

---

Barton Thiessen, MD, FRCPC, CAAIL, DiMM  
 Chair, Committee on Admissions  
 Assistant Dean for Admissions  
 Associate Professor of Anesthesiology

Appendixes

## Appendices

### Appendix A – Newfoundland and Labrador Applicant Statistics

NOTE TO APPLICANT: All redactions on this page are made pursuant to s. 40(1).

#### Newfoundland and Labrador Applicants and Accept for August 2020

IAP Office

Total Population of Province:  
525,073

1. *Large City:* Population: 100,000-499,999 (or greater than 50% commuting flow to 100,000-499,000 population center)

	Population	Applicants	Male	Female	Accept	Male	Female
St. John's	108,900	95	37	58	31		
CBS	26,199	12	3	9			
Mount Pearl	22,957	24	8	16			
Paradise	21,389	1	0	1		0	
<b>Subtotal</b>		<b>132</b>	<b>48</b>	<b>84</b>	<b>40</b>	<b>13</b>	<b>27</b>

2. *Rural:* Population: 10,000-24,999 (or greater than 50% commuting flow to 10,000-24,000 population center)

	Population	Applicants	Male	Female	Accept	Male	Female
Corner Brook	19,810	19	5	14		0	
Grand Falls-Windsor	14,170	1	1	0			0
Gander	11,690	2	0	2		0	
<b>Subtotal</b>		<b>22</b>	<b>6</b>	<b>16</b>			

NOTE TO APPLICANT: All redactions on this page are made pursuant to s. 40(1).

IAP Office

3. *Small Rural*: Population: Below 10,000

	Population	Applicants	Male	Female	Accept	Male	Female
Labrador City	7,220	3	2	1	0	0	0
Stephenville	6,623	4	1	3		0	
Clarenville	6,291	5	3	2			
Bay Roberts	6,012	3	1	2	0	0	0
Marystown	5,316	1	1	0			0
Deer Lake	5,249	2	0	2	0	0	0
Carbonear	4,838	2	1	1			
Foxtrap	4,445	1	0	1	0	0	0
Goulds	4,418	1	0	1		0	
Port-aux-Basques	4,067	5	4	1			0
Placentia	3,743	2	0	2	0	0	0
Pasadena	3,620	1	0	1	0	0	0
Plum Point	3,607	1	0	1		0	
Bonavista	3,448	1	1	0			0
Lewisporte	3,409	1	0	1	0	0	0
Springdale	2,971	2	1	1	0	0	0
Wesleyville	2,800	1	0	1	0	0	0
Twillingate	2,196	2	2	0	0	0	0
Gambo	1,978	1	0	1	0	0	0
Burgeo	1,307	1	1	0	0	0	0
Random Island	1,232	1	0	1	0	0	0
St. Lawrence	1,192	1	1	0			0
Hare Bay	979	1	0	1	0	0	0
Churchill Falls	705	2	1	1	0	0	0
Avondale	636	2	1	1	0	0	0
Old Perlican	633	1	0	1		0	
Blaketown	605	1	0	1		0	
St. Lunaire-Griquet	604	1	0	1	0	0	0
L'Anse Au Loup	558	1	1	0	0	0	0
Lark Harbour	522	1	1	0			0
Hampden	489	1	0	1	0	0	0
Hickman's Harbour	479	1	1	0	0	0	0
Pollard's Point	468	2	1	1		0	
Ferryland	414	1	0	1	0	0	0
South Dildo	277	1	1	0	0	0	0
Georgetown	229	1	0	1	0	0	0
<b>Subtotal</b>		<b>59</b>	<b>26</b>	<b>33</b>	<b>17</b>		

## Appendix F – National Tuition Rates for International Students

School	International UGME Tuition, Annually	International Students not Accepted	International Students Accepted Annually
U of BC	N/A <sup>3</sup>	✓	0
U of Calgary	N/A	✓	0
U of AB	N/A	✓	0
Manitoba	N/A	✓	0
Saskatchewan	N/A	✓	0
NOSM	N/A	✓	0
Queens	\$86,251		0-1
Western	N/A	✓	0
McMaster	\$96,002		0-1
U of Toronto	\$94,224		Space for 9; typically 0-2
Ottawa	Unknown <sup>4</sup>	Currently, only Kuwait under a specific contact	Up to 8 per year
Sherbrooke	no data	no data	no data
McGill	\$49, 274 <sup>5</sup>		2
Montreal	no data	no data	no data
Laval	no data	no data	no data
Dal	N/A	✓	0
Memorial	\$30,000		0-1 <sup>6</sup>

<sup>3</sup> Indicates that international applicants are not eligible to apply.

<sup>4</sup> Tuition for domestic undergraduate medical students at University of Ottawa is \$28,500, for comparison.

<sup>5</sup> Tuition only. Total cost including fees: \$57, 731.

<sup>6</sup> Memorial accepted two international students in 2018 for the Class of 2022. Prior to this, the last year international students were accepted into the UGME program was 2008.

# Chairs Report

Admissions Office 2021-2022

FACULTY OF MEDICINE, Admissions Office

NOTE TO APPLICANT: Only the responsive pages of the report are included in the records.

IAP Office

## Contents

Admissions Committee Membership 2021-2022 .....	2
Applicants.....	4
Offers and Acceptances .....	5
Academic Qualifications of the Matriculating Class .....	6
Interview Committee .....	7
MUNMed VIP .....	7
Admissions Office Updates .....	9
i. New Brunswick Seats .....	9
ii. Newfoundland and Labrador Seats .....	9
iii. New Competition Pools .....	9
iv. SnapShot .....	9
v. Seat Deposit .....	10
vi. Demographic Survey .....	10
vii. New application system .....	10
Ongoing Admissions Research – MCAT Validity Study .....	11
MCAT Validity Study.....	<b>Error! Bookmark not defined.</b>
Requests for Review .....	11
Concluding Remarks.....	12
Appendices.....	13
Appendix A – Newfoundland and Labrador Applicant Statistics .....	13
Appendix B: Seat Deposits at Canadian Medical Schools, 2021-2022.....	15
Appendix D – MUNMed VIP Interviewers & Staff, January 8, 2022 .....	20

## Admissions Committee Membership 2021-2022

NOTE TO APPLICANT: All redactions on this page are made pursuant to s. 40(1).

The membership of the Committee for this academic year was<sup>1</sup>: IAP Office

Name	Representative
Dr. Barton Thiessen	Chair, Assistant Dean, <i>Ex-officio</i>
Ms. Lisa Breen	Admissions Officer, <i>Ex-officio</i>
Dr. Heather Austin	PEI Representative (1) <sup>2</sup>
Dr. Vic Sajahpal	Faculty-at-Large (2)
[REDACTED]	Community Representative (1)
Vacant	Indigenous Representative (1)
[REDACTED]	Medical Student Representative (1)
[REDACTED]	Medical Student Representative (1)
Dr. Paul Banahene Adjei	University Representative (1)
Dr. Mike Wahl	Biomedical Sciences (2)
Dr. Michael Woods	Biomedical Sciences (2)
Dr. Victor Maddalena	The Division of Community Health and Humanities (2)
Dr. Marc Nicholson	New Brunswick Representative (1)
Dr. Tina Delaney	Clinical Medical Sciences (2)
Dr. Eileen St. Croix	NLMA Representative (3)
Dr. John Shik	Clinical Medical Sciences (2)
Dr. Lyn Power	Clinical Medical Sciences (2)
[REDACTED]	Rural Representative (1)

The membership of the Interview Committee remained as in 2020, as a sub-committee of the Admissions Committee:

Dr. Barton Thiessen	Assistant Dean for Admissions
Ms. Lisa Breen	Admissions Officer
[REDACTED]	Obstetrician/Gynecologist (2)
Dr. John Thoms	Assistant Professor of Oncology (2)
[REDACTED]	Emergency Medicine (2)

<sup>1</sup> The Indigenous Representative position was filled, however, the member backed out in December and there was insufficient time to find a suitable replacement.

<sup>2</sup> The number in brackets indicates the length of the term for said position.

## Applicants

The following is a breakdown of applications:

Region	Total Applications	Male	Female	Total Completed Applications	Male	Female
Newfoundland and Labrador (Indigenous)	194 (7)	70 (1)	124 (6)	163 (5)	59 (1)	104 (4)
New Brunswick	93	39	54	72	32	40
Prince Edward Island	41	12	29	35	9	26
Other Competitions	356	121	235	307	103	204
<b>TOTAL:</b>	<b>684</b>	<b>242</b>	<b>442</b>	<b>577</b>	<b>203</b>	<b>374</b>

Of the total number of applications, 374 (65%) were from women. Of the 163 applications from Newfoundland and Labrador, 104 (64%) were from women.

The Admissions Office received a total of 684 applications for the 2021-2022 cycle. Of these, 107 were closed due to:

- Failure to submit MCAT scores by published deadlines (10 applicants)
- Failure to submit Casper scores by published deadlines OR complete SnapShot (18 applicants)
- Missing transcripts (62 applicants)
- Missing references (16 applicants)
- Did not attend their interview (1 applicant)

Due to significant delays in receiving transcripts in 2020 due to the pandemic, a decision was made to only require official transcripts from applicants selected for an interview; at the time of application, an unofficial transcript was required, which is easily accessible for free via the applicant's student account at their respective institutions. This change was broadly advertised in the spring of 2021 throughout the Admissions Office webpage, the application itself, and an Application Guide written by the Admissions Officer to assist applicants. The large number of applicants with missing transcripts is attributed to new applicants not reading published information or re-applicants assuming the process was the same as previous years.

Completed applications are defined as those containing both MCAT and Casper scores received by the published deadline as well as references. Leeway of 5 business days on references was given to applicants who monitored their CaRMS account immediately after the deadline and contacted the Admissions Office for advice. Likewise, referees who did not submit by the deadline were permitted to submit if it was within the conditions aforesaid.

A detailed breakdown of the Newfoundland and Labrador applications is in Appendix A.

## Offers and Acceptances

A total of 111 offers were made for 79 acceptances; one deferral from 2020 would be starting in 2021. Four applicants from Newfoundland and Labrador (NL003, NL016, NL053 and NL074) were granted deferrals; they are all expected to register for first year medical studies in August 2023 and NL209 is expected to register for first year medical studies August 2024.

The average age of the class is 25 with a range from 22-35 years.

The following is a breakdown of offers and acceptances:

REGION	OFFERS OF ACCEPTANCE			ADMITTED		
	Male	Female	Total	Male	Female	Total
Newfoundland and Labrador (Indigenous)	22	44 (2)	66 (2)	19 (0)	44	63 <sup>3</sup>
New Brunswick	6	8	14			
Prince Edward Island	1	6	7			
Other Competitions	6	18	24	0		
<b>TOTAL:</b>	<b>35</b>	<b>76</b>	<b>111</b>	<b>24</b>	<b>59</b>	<b>83</b>

s. 40(1)

<sup>3</sup> Four Newfoundland and Labrador deferrals.

## Academic Qualifications of the Matriculating Class

- The academic overall average and MCAT continues to be of high caliber with a wide variety of degree programs and university/colleges represented. The following is a breakdown of the academic qualifications:

- Mean overall average: 85.42% (range 74% - 95%)
- Medical College Admissions Test (MCAT) Average

MCAT: All applicants

Chemical and Physical Foundations of Living Systems	126/132
Critical Analysis and Reasoning Skills	126/132
Biological and Biochemical Foundations of Living Systems	126/132
Psychological, Social, and Biological Foundations of Behavior	128/132
<b>Overall</b>	<b>506/528</b>

- Post-Secondary Years of Study: Average = 5.4

Years of Study	# of Students
3	1
4	26
5	17
6	21
7	13
7+	5

Degrees	# of Students
Bachelors	27
Honours	32
Masters	20
Diplomas	3

- Degrees and Declared Majors

Accelerated Nursing	Kinesiology
Applied Psychological Science (Co-op)	Laboratory Medicine & Pathobiology
Arts & Science in Health	Leadership Studies
Behavioural Neuroscience	Life Sciences
Biochemistry	Management Analytics
Biochemistry/Neuroscience	Maritime Studies
Biochemistry & Molecular Biology	Mechanical Engineering
Biochemistry/Nutrition	Medical Anthropology
Biochemistry (Nutrition) & Biology	Medical Biophysics
Biochemistry (Nutrition) & Psychology	Medical Neuroscience
Biology	Medical Sciences
Biology, Biomedical & Life Sciences	Medicinal Chemistry
Biology/Chemistry	Medicine (Neuroscience)
Biology/Psychology	Music
Biomedical Engineering	Neuroscience
Business	Nursing

Chemistry	Organizational Behaviour & Human Resource Mgt.
Chemistry/Math	Pharmacy
Civil Engineering	Physiology & Biophysics
Clinical Epidemiology	Physiology & Pharmacology
Education	Process Engineering
Electrical Engineering	Public Health
Environmental Science	Rehabilitation Science
Global Health	Rehabilitation Science & Psychology
Health Sciences	Translational & Molecular Medicine
Human Kinetics	Social Work

i. Universities and Colleges Attended

Memorial University	University of New Brunswick
Dalhousie University	University of Ottawa
McGill University	University of Oxford
McMaster University	University of Prince Edward Island
Mount Allison University	University of Saskatchewan
Mount Saint Vincent University	University of Toronto
Queen's University	University of Victoria
St. Francis Xavier University	University of Western Ontario
University of British Columbia	Wilfrid Laurier University
University College of Dublin	

## Interview Committee

The Interview Committee met for the first time in September 2020 and collaborated effectively to review applications for the 2020-2021 application cycle. The Committee continued to do valuable work to improve transparency and accountability of the application review process. Feedback from committee members continues to be positive and all members indicated a plan to return for the 2022-2023 cycle.

## MUNMed VIP

Interviews took place in January 2022 and the online interview format continued due to the pandemic. For this cycle, all interview responses were asynchronous and completed via VidCruiter; feedback on this approach was mixed from applicants and interview assessors. Many assessors and applicants indicated

NOTE TO APPLICANT: Pages 8-11 of the report are non-responsive to the request. As such, those pages are excluded from the records.

7

## Concluding Remarks

Guiding the admissions process within the Faculty of Medicine continues to present challenges as we all deal with an everchanging landscape. Opportunities have arisen with those challenges and have allowed us to devise more equitable methods to reach all our applicants. Our processes continue to be transparent, and evolve yearly to allow us to better select candidates most suitable for Memorial University's Faculty of Medicine. We value our initiatives that encourage members of Indigenous groups, as well as those from low socioeconomic status and rural areas to consider medicine as a career. Our goal continues to be the selection of matriculants most suitable to the practice of medicine, as well as those that are representative of the population we serve.



s. 40(1)

---

Barton Thiessen, MD, FRCPC, CAAII, DiMM  
Chair, Committee on Admissions  
Assistant Dean for Admissions  
Associate Professor of Anesthesiology

# Appendices

## Appendix A – Newfoundland and Labrador Applicant Statistics

NOTE TO APPLICANT: All redactions on this page are made pursuant to s. 40(1).

Newfoundland and Labrador Applicants and Accept for August 2022

IAP Office

Total Population of Province: 510, 550

1. *Large City*: 100,000-499,999 persons (or greater than 50% commuting flow to 100,000-499,000 population center)

	Population	Applicants	Male	Female	Accept	Male	Female
St. John's	108,900	87	21	58	27		
<b>Subtotal</b>		<b>87</b>	<b>31</b>	<b>56</b>	<b>27</b>		

2. *Small City or Town*<sup>6</sup>: 10,000-24,999 persons or greater than 50% commuting flow to 10,000-24,000 population center)

	Population	Applicants	Male	Female	Accept	Male	Female
CBS	27,168	13	6	7			
Mount Pearl	22,477	28	11	17			
Corner Brook	19,333	14	3	11			
Grand Falls-Windsor	13,853	3	0	3		0	
Gander	13,414	6	3	3			
<b>Subtotal</b>		<b>64</b>	<b>23</b>	<b>41</b>	<b>21</b>		<b>14</b>

<sup>6</sup> Federal census statistics define this population range as 'rural', however, in the context of the Newfoundland and Labrador geography these regions are the largest centres outside of St. John's.

NOTE TO APPLICANT: All redactions on this page are made pursuant to s. 40(1).

3. *Small Rural: Population: Below 10,000* IAP Office

	Population	Applicants	Male	Female	Accept	Male	Female
Labrador City	7,412	1	0	1	0	0	0
Clarenville	6,704	3	2	1		0	
Stephenville	6,540	2	1	1		0	
Bay Roberts	5,974	6	2	4			
Deer Lake	4,864	4	1	3		0	
Carbonear	4,696	2	1	1			0
Port-aux-Basques	3,547	3	2	1	0	0	0
Pasadena	3,524	1	0	1	0	0	0
Placentia	3,289	1	0	1	0	0	0
Lewisporte	3,288	1	0	1	0	0	0
Bishop's Falls	3,082	1	0	1	0	0	0
Springdale	2,965	1	0	1		0	
Wesleyville (New-Wes-Valley)	2,044	1	0	1		0	
Gambo	1,816	1	0	1		0	
Churchill Falls	732	1	1	0	0	0	0
Blaketown	619	2	1	1			0
St. Lunaire-Griquet	603	1	0	1	0	0	0
Avondale	584	2	1	1	0	0	0
Hampden	439	1	0	1	0	0	0
Ferryland	371	1	0	1	0	0	0
Hickman's Harbour	352	1	1	0	0	0	0
St. Bride's	318	1	1	0	0	0	0
Mobile	294	2	0	2		0	
Pollard's Point	292	1	1	0			0
Bell Island	264	1	0	1	0	0	0
South Dildo	195	1	1	0			0
<b>Subtotal</b>		<b>43</b>	<b>16</b>	<b>27</b>	<b>15</b>		
<b>Total</b>		<b>194</b>	<b>70</b>	<b>124</b>	<b>63</b>	<b>19</b>	<b>44</b>

## Appendix B: Seat Deposits at Canadian Medical Schools, 2021-2022

<b>University</b>	<b>Deposit</b>
Memorial University	\$200.00
Dalhousie University	\$500.00
McGill University	\$500.00 (university level admits) \$400.00 (cégep level)
Université Laval	\$300.00
Université de Montréal	\$300.00
Université de Sherbrooke	\$300.00
McMaster University	\$1,000.00
Northern Ontario School of Medicine	\$1,000.00
Queen's University	\$1,050.00
University of Ottawa	\$1,000.00
University of Toronto	\$1,000.00
Western University	\$1,000.00
University of Manitoba	\$500.00
University of Saskatchewan	\$1950.00 <sup>7</sup>
University of Calgary	\$1,000.00
University of Alberta	\$1,000.00
University of British Columbia	\$1,000.00

All fees listed above are non-refundable. If the student does not attend said institution above after paying the seat deposit, the amount is forfeited

<sup>7</sup> The University of Saskatchewan requires a deposit of 10% of undergraduate medicine tuition, which is currently \$19,500.

# Chairs Report

Admissions Office 2022-2023

**Dr. Susan MacDonald (Acting)**  
FACULTY OF MEDICINE, Admissions Office

NOTE TO APPLICANT: Only the responsive pages of the report are included in the records.

IAP Office

**Contents**

- Admissions Committee Membership 2022-2023 ..... 2
- Applicants..... 4
- Offers and Acceptances ..... 5
- Academic Qualifications of the Matriculating Class ..... 6
- Interview Committee ..... 7
- MUNMed VIP ..... 7
- Admissions Office Updates ..... 8
  - i. MMTP..... 8
  - ii. Nunavut..... 8
  - iii. Seat Deposit ..... 8
  - iv. Accreditation..... 9
  - v. Demographic Survey ..... 9
  - vi. Recruit Application System/OnBase Software..... 10
  - vii. Applicant Code of Conduct ..... 10
- Appeals..... 10
- Concluding Remarks..... 10
- Appendices..... 12
  - Appendix A – Newfoundland and Labrador Applicant Statistics ..... 12
  - Appendix B: Seat Deposits at Canadian Medical Schools, 2021-2022..... **Error! Bookmark not defined.**
  - Appendix D – MUNMed VIP Interviewers & Staff, January 8, 2022 ..... 14

## Admissions Committee Membership 2022-2023

NOTE TO APPLICANT: All redactions on this page are made pursuant to s. 40(1).

IAP Office

The membership of the Committee for this academic year was<sup>1</sup>:

Dr. Barton Thiessen	Assistant Dean and Chair, <i>ex-officio</i>
Ms. Lisa Breen	Admissions Officer, <i>ex-officio</i>
[REDACTED]	PEI Representative
Dr. Megan Carey	Clinical Medical Sciences
Dr. Jason Chaulk	Faculty at Large
Dr. Martina Delaney	Clinical Medical Sciences
[REDACTED]	Indigenous Representative
[REDACTED]	Community Representative
[REDACTED]	Medical Student Representative
Wendy Mosdell-Wadman	University Representative
[REDACTED]	Medical Student Representative
Dr. Bolu Ogunyemi	Division of Community Health & Humanities
[REDACTED]	Rural Representative
Dr. Vic Sahajpal	Faculty at Large
Dr. John Shik	Clinical Medical Sciences
Dr. Eileen St. Croix	Newfoundland and Labrador Medical Association Representative
Dr. Mike Wahl	Biomedical Sciences
Dr. Michael Woods	Biomedical Sciences

The membership of the Interview Committee remained as in 2020, as a sub-committee of the Admissions Committee:

Dr. Barton Thiessen	Assistant Dean for Admissions
Ms. Lisa Breen	Admissions Officer
[REDACTED]	Obstetrician/Gynecologist (2)
Dr. John Thoms	Assistant Professor of Oncology (2)
[REDACTED]	Emergency Medicine (2)

<sup>1</sup> The Indigenous Representative position was filled, however, the member backed out in December and there was insufficient time to find a suitable replacement.

## Applicants

The following is a breakdown of applications:

Region	Total Applications	Male	Female	AGI	Total Completed Applications	Male	Female	AGI
Newfoundland and Labrador	149	47	98	4	133	42	88	3
Indigenous	9	1	8	0	9	1	8	0
Military Medical Training	12	8	4	0	12	8	4	0
Prince Edward Island	34	7	27	0	31	6	25	0
Nunavut	1	1	0	0	1	1	0	0
Other Competition	391	132	251	8	377	127	242	8
<b>TOTAL:</b>	<b>587</b>	<b>195</b>	<b>380</b>	<b>12</b>	<b>554</b>	<b>184</b>	<b>359</b>	<b>11</b>

Of the total number of applications, 65% were from women; in Newfoundland and Labrador, 66% were from women.

The Admissions Office received a total of 587 applications for the 2022-2023 cycle. Of these, 33 were closed due to:

- Failure to submit MCAT scores by published deadlines (18 applicants)
- Missing transcripts (11 applicants)
- Missing references (2 applicants)
- Other (2 applicants)

Despite the importance of releasing MCAT scores and transcripts by published deadlines on multiple pages of the Admissions website, there are many applicants each cycle whose application is closed for one or both of these reasons. In addition to the information being readily available on our webpage, there is an extensive and detailed Application Guide created specifically to assist applicants and prevent errors which could lead to application closures.

Completed applications are defined as those containing both MCAT and Casper scores received by the published deadline as well as references. Leeway of 3 business days on references was given to applicants who monitored their application account immediately after the deadline and contacted the Admissions Office for advice on missing references. Accordingly, referees who did not submit by the deadline were permitted to submit if it was within the conditions aforesaid.

A detailed breakdown of the Newfoundland and Labrador applications is in Appendix A.

## Offers and Acceptances

A total of 102 offers were made for 76 acceptances<sup>2</sup>; two applicants from Newfoundland and Labrador NL097 and NL115 were granted deferrals; they are expected to register for first year medical studies, August 2024.

The average age of the class is 25 with a range from 22-40 years.

The following is a breakdown of offers and acceptances:

REGION	Available seats	OFFERS OF ACCEPTANCE				ADMITTED			
		Male	Female	Other	Total	Male	Female	Other	Total
Newfoundland and Labrador	62	21	43	1	65 <sup>3</sup>	20	44	■	*65
Indigenous	3	0	3	0	■	0	■	0	■
Military Medical Training	4	4	2	0	■	■	0	0	■
Prince Edward Island	4	3	3	0	■	■	■	0	■
Nunavut	1	1	0	0	■	■	0	0	■
Other Competitions	6	3	17	1	21	■	■	0	■
<b>TOTAL:</b>	<b>80</b>	<b>32</b>	<b>68</b>	<b>2</b>	<b>102</b>	<b>25</b>	<b>54</b>	■	<b>80</b>

s. 40(1)

**\*2 Newfoundland and Labrador deferrals are included in this total.**

<sup>2</sup> Four deferrals from 2021-2022 bring the total to 80 for 2022-2023.

<sup>3</sup> The original number of seats for the NL pool in 2022-2023, before accounting for 2021-2022 deferrals, was 62; four deferrals from 2021-2022 lower the total to 58. Two students declined the offer of acceptance, and 4 students were offered places from the waitlist, increasing the offer number to 62; adding the 3 seats unfilled from the MMTP, brings the total to 65 offers.

there were 4 MMTP seats available, only one of which was filled, the remaining divert to the NL pool bringing the total to 65. All 4 deferrals from 2021-2022 cycle were from the NL pool, which reduces the 2022-2023 seats to 61. Two NL applicants from 2022-2023 were granted deferrals,

## Academic Qualifications of the Matriculating Class

The academic overall average and MCAT continues to be of high caliber with a wide variety of degree programs and university/colleges represented.

Medical College Admissions Test (MCAT) average:

MCAT: All applicants

Chemical and Physical Foundations of Living Systems	125/132
Critical Analysis and Reasoning Skills	125/132
Biological and Biochemical Foundations of Living Systems	126/132
Psychological, Social, and Biological Foundations of Behavior	128/132
<b>Overall</b>	<b>504/528</b>

A wide variety of degree programs and university/colleges are represented:

- i. Mean overall average: 85.03% (range 70% - 95%)

Post-Secondary Years of Study: Average = 5.6

Years of Study	# of Students
3	1
4	22
5	25
6	13
7	6
7+	11

Degrees	# of Students
Bachelors	23
Honours	28
Masters	24
Diplomas	1
Doctorate	2

- ii. Degrees and Declared Majors

Behavioural Neuroscience	Health Ethics
Behavioural Neuroscience/Biology	Health Informatics
Behavioural Neuroscience/Biochemistry/Nutrition	Human Nutrition
Biochemistry	Kinesiology
Biochemistry/Chemistry	Kinesiology & Health Studies
Biochemistry (Nutrition)	Labour Relations & Employment Law
Biology	Mechanical Engineering
Biology & Psychology	Medical Science
Biomedical Science	Medicine
Biopharmaceutical Science	Music - Musicologies
Cancer & Development	Music (Performance)

Civil Engineering	Neuroscience & Mental Health
Clinical Epidemiology	Nursing
Community Health	Pharmacy
Criminology	Population Health
Documentary Media	Process Engineering
Education (Intermediate/Secondary)	Psychology
English	Science & Business/Biotechnology
Exercise & Work Physiology	

i. Universities and Colleges Attended

Memorial University	Trent University
Acadia University	University of British Columbia
Carleton University	University of Ottawa
Dalhousie University	University of Oxford
McGill University	University of Prince Edward Island
McMaster University	University of Toronto
Queen's University	University of Victoria
Ryerson University	University of Waterloo
Simon Fraser University	York University
St. Francis Xavier University	

## Interview Committee

The Interview Committee was implemented in September 2020 and collaborated effectively to review applications each year since the 2020-2021 cycle. The Committee continued to do valuable work to improve transparency and accountability of the application review process. Feedback from committee members continues to be positive and with members reporting satisfaction from their involvement in the application review process.

## MUNMed VIP

Interviews took place in January 2023 and the online interview format continued due to the pandemic. Feedback from interviews in 2022 from both applicants and interviewers indicated a preference for live interaction. As a result, the Competency Assessment was carried out live for the 2022-2023 cycle; MMI continued to be synchronous with the entire process completed again via the VidCruiter platform. Due to the high cost of travel to the applicant, interviews will continue to be virtual for the foreseeable future to encourage diversity and equal opportunity in the applicant pool.

NOTE TO APPLICANT: Page 8 is non-responsive to this request. As such, it is excluded from the records.

7

IAP Office

the deposit but then declined the seat were not refunded; to date, there are 6 applicants in this category. Admissions requested to have these funds separated into a separate revenue account in the 2023-2024 Budget submission, but the request was deferred. Using the funds to support initiatives of the Admissions Office, like supporting applicants of low SES, was the proposed purpose of this account.

#### iv. Accreditation

The Faculty of Medicine was awarded full accreditation after the CACMS review in April 2022 with some actionable items for follow-up in January 2024. Admissions was tasked with:

1. developing better policies and practices for socio-economically (SES) disadvantaged students, and
2. establishing effective data collection systems, programs, partnership, and monitoring of progress on outcomes needed to attract and retain socioeconomically disadvantaged students.

The Admissions Office has 3 diversity groups of focus for admission – Indigenous residents, low SES applicants, and those who grew up in a rural area of the province. Historically, demographic data has not been collected on applicants to prevent bias, however, in recent years the unique challenges and experience of these applicants has been highlighted for consideration, warranting better data collection from these groups. The Assistant Dean produced two proposals and presented them to the Admissions Committee; the Committee approved them and they plan to be applied to applicants in the 2023-2024 cycle. Complete proposals can be found in Appendix C.

#### v. Demographic Survey

The Institutional Survey Oversight Committee (ISOC) granted approval for a demographic survey to be distributed to all applicants for the 2022-2023 cycle. The survey was distributed to all applicants the day after the application deadline in September 2022 with a response window of 7 days. Unfortunately, the response rate was poor at 27%. The long-standing trend of medical school applicants coming from highly educated and high-income households continues to hold – 50% of respondents indicated that their household income during the second decade of their life was over \$100,000, with 35% confirming that it was more than \$125,000. Parent's having a Ph.D or Master's represented 28% as did those with a professional degree (law, engineering, medicine, education). Only 8% indicated that at least one of their parent's did not graduate from secondary school and 20% offered that their parent/guardian's highest level of education was high school.

For the 2023-2024 cycle, the demographic survey will be requested at the time of application and we are hopeful that this results in a higher response rate.

NOTE TO APPLICANT: Page 10 of the report is non-responsive to the request. As such, it is excluded from the records.

the accessibility of medical school to all candidates in society. Our processes continue to be transparent, and change yearly to allow us to better select candidates most suitable for Memorial University's Faculty of Medicine. We value our initiatives that encourage members of Indigenous groups, as well as those from low socioeconomic status and rural areas to consider medicine as a career. Our goal continues to be the selection of matriculants most suitable to the practice of medicine, as well as those that are representative of the population we serve.

 s. 40(1)

---

Dr. Susan MacDonald, MD, CCFP PC FCFP Founder Palliative Medicine  
Assistant Dean for Admissions (Acting, 2023-2024)  
Chair, Committee on Admissions

 s. 40(1)

---

Barton Thiessen, MD, FRCPC, CAAIL, DiMM (On leave)  
Acting Chair, Committee on Admissions  
Assistant Dean for Admissions (2019-2023)  
Associate Professor of Anesthesiology

NOTE TO APPLICANT: All redactions on this page are made pursuant to s. 40(1).

## Appendices

IAP Office

### Appendix A – Newfoundland and Labrador Applicant Statistics

<b>Total Population of Province: 510,550</b>													
<b>1. Large City: Population: 100,000-499,999 (or greater than 50% commuting flow to 100,000-499,000 population center)</b>													
	Population	Total Applicants	Male	Female	AGI	Total Completed Applicants	Male	Female	AGI	Accept	Male	Female	AGI
St. John's	112,039	62	24	35	3	52	21	29	2	23			0
<b>Subtotal</b>	<b>112,039</b>	<b>62</b>	<b>24</b>	<b>35</b>	<b>3</b>	<b>52</b>	<b>21</b>	<b>29</b>	<b>2</b>	<b>23</b>			<b>0</b>
<b>2. Rural: Population: 10,000-27,999 (or greater than 50% commuting flow to 10,000-28,000 population center)</b>													
	Population	Total Applicants	Male	Female	AGI	Total Completed Applicants	Male	Female	AGI	Accept	Male	Female	AGI
CBS	28,215	6	0	6	0	6	0	6	0		0		0
Paradise	27,891	1	0	1	0	1	0	1	0		0		0
Mount Pearl	21,220	19	6	13	0	18	5	13	0				0
Corner Brook	19,695	11	2	9	0	11	9	2	0				0
Grand Falls-Windsor	14,820	4	2	2	0	4	2	2	0				0
Gander	12,637	5	2	3	0	5	2	3	0		0		0
Torbay	7,852	1	0	1	0	0	0	0	0	0	0	0	0
<b>Subtotal</b>	<b>132,330</b>	<b>47</b>	<b>12</b>	<b>35</b>	<b>0</b>	<b>45</b>	<b>18</b>	<b>27</b>	<b>0</b>	<b>25</b>		<b>20</b>	<b>0</b>

IAP Office

<b>3. Small Rural: Population: Below 10,000</b>													
	Population	Total Applicants	Male	Female	AGI	Total Completed Applicants	Male	Female	AGI	Accept	Male	Female	AGI
Happy Valley-Goose Bay	8,040	1	0	1	0	1	0	1	0	█	0	█	0
Labrador City	7,412	1	0	1	0	1	0	1	0	0	0	0	0
Clarenville	6,704	5	3	1	1	5	3	1	1	█	█	0	█
Stephenville	6,540	1	1	0	0	1	1	0	0	0	0	0	0
Bay Roberts	5,974	3	1	2	0	3	1	2	0	█	0	█	0
Marystown	5,204	2	0	2	0	1	0	1	0	█	0	█	0
Deer Lake	4,864	1	1	0	0	1	1	0	0	█	█	0	0
Carbonear	4,696	1	0	1	0	1	0	1	0	█	0	█	0
Goulds	4,441	2	0	2	0	2	0	2	0	0	0	0	0
Channel-Port-aux-Basques	3,547	4	2	2	0	4	2	2	0	█	█	█	0
Pasadena	3,524	2	0	2	0	2	0	2	0	█	0	█	0
Lewisporte	3,288	2	0	2	0	2	0	2	0	0	0	0	0
Placentia	3,209	1	0	1	0	1	0	1	0	█	0	█	0
Grand Bank	2,152	1	0	1	0	1	0	1	0	█	0	█	0
Churchill Falls	732	1	1	0	0	1	1	0	0	█	█	0	0
L'Anse-au-Loup	692	1	0	1	0	1	0	1	0	█	0	█	0
Port Saunders	678	1	0	1	0	0	0	0	0	0	0	0	0
Old Perlican	608	1	1	0	0	0	0	0	0	0	0	0	0
Avondale	584	3	0	3	0	3	0	3	0	0	0	0	0
Hampden	439	1	0	1	0	1	0	1	0	0	0	0	0
Ferryland	371	1	0	1	0	1	0	1	0	█	0	█	0
Hickman's Harbour	352	2	1	1	0	1	1	0	0	█	█	0	0
Mobile	294	1	0	1	0	1	0	1	0	█	0	█	0
Bell Island/Lance Cove	264	1	0	1	0	1	0	1	0	0	0	0	0
<b>Subtotal</b>	<b>74,609</b>	<b>40</b>	<b>11</b>	<b>28</b>	<b>1</b>	<b>36</b>	<b>10</b>	<b>25</b>	<b>1</b>	<b>18</b>	█	<b>12</b>	█
<b>Total (1, 2, &amp; 3)</b>		<b>149</b>	<b>47</b>	<b>98</b>	<b>4</b>	<b>133</b>	<b>49</b>	<b>81</b>	<b>3</b>	<b>66</b>	<b>20</b>	<b>45</b>	█