



Asset List Report

By Name

Table of Contents

Region: ALL REGIONS

Campus: Memorial University of Newfoundland - Off Campus Properties	1
Campus: Memorial University of Newfoundland - St John's	7



Asset List Report
By Name





013-26-12-23

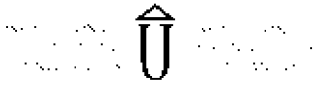
Reporting Currency: CAD

Adjustment Factor: 0%

Region Name: ALL REGIONS






Campus Name: Memorial University of Newfoundland - Off Campus Properties

Asset	Number	Age	Use	Size	Replacement Value	Cost/Unit	FCI Cost	FCI	RI Cost	RI	Asset Primary Photo
Asset Type: Building											
Bot. Gardens Main Greenhouse	BF	23	Other special facilities	2,338	642,950	275	50,362	0.08	50,362	0.08	
Botanical Garden Caretaker Residence	BC	37	Office	2,882	318,724	111	193,250	0.61	193,250	0.61	
Botanical Garden Greenhouse 332 (old)	BH	53		808	311,767	386	42,140	0.14	42,140	0.14	
Botanical Gardens Barn	BY	51	Storage - General	2,660	332,500	125	151,045	0.45	151,045	0.45	



Asset List Report By Name






013-26-12-23

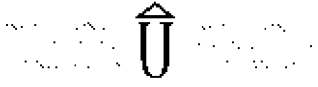
Asset	Number	Age	Use	Size	Replacement Value	Cost/Unit	FCI Cost	FCI	RI Cost	RI	Asset Primary Photo
Botanical Gardens Garage	BE	51	Storage - Vehicles	567	70,875	125	0	0.00	0	0.00	
Botanical Gardens Interpretive Centre	BG	47	Office	7,006	1,738,369	248	324,653	0.19	324,653	0.19	
Emera Innovation Exchange	B	60	Multipurpose Use	94,126	31,321,500	333	4,790,625	0.15	4,790,625	0.15	
Food Pilot 283	FS	38	Research	6,098	2,599,711	426	468,191	0.18	468,191	0.18	
Green House 332A (Alpine House)	AH	33		600	47,561	79	11,973	0.25	11,973	0.25	



Asset List Report By Name






013-26-12-23

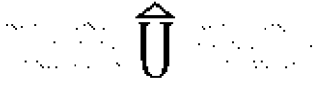
Asset	Number	Age	Use	Size	Replacement Value	Cost/Unit	FCI Cost	FCI	RI Cost	RI	Asset Primary Photo
Holyrood Main Building	HMB	13	Office	6,090	1,522,500	250	157,229	0.10	157,229	0.10	
Incinerator	IC	38	Other special facilities	1,956	352,080	180	195,172	0.55	195,172	0.55	
Johnson Geo Centre	JGC	21	Other special facilities	33,600	17,600,000	524	1,615,748	0.09	1,615,748	0.09	
MSR Chemical Waste	CW	38	Storage - Fuel and Haz. Materials	284	35,500	125	19,136	0.54	19,136	0.54	
Mt. Scio Road Research Labs 297	MS	53	Laboratory	10,830	4,093,162	378	889,709	0.22	889,709	0.22	



Asset List Report By Name

013-26-12-23

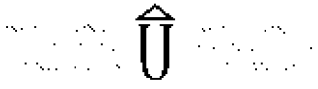
Asset	Number	Age	Use	Size	Replacement Value	Cost/ Unit	FCI Cost	FCI	RI Cost	RI	Asset Primary Photo
Ocean Science Center - Annex	AX	56	Research	21,108	10,427,671	494	5,540,627	0.53	5,540,627	0.53	
Ocean Science Center - Aquaculture R&D Facility	AC	25	Research	24,252	10,409,109	429	2,365,784	0.23	2,365,784	0.23	
Ocean Science Center - Cold Water Deep Sea Research Facility	CD	11	Research	10,237	4,393,784	429	170,822	0.04	170,822	0.04	
Ocean Science Center - Diving Facility	DV	56	Research	2,512	866,907	345	482,581	0.56	482,581	0.56	
Ocean Science Center - Fish Tank	RT	56	Research	2,671	734,525	275	120,916	0.16	120,916	0.16	



Asset List Report By Name


013-26-12-23

Asset	Number	Age	Use	Size	Replacement Value	Cost/Unit	FCI Cost	FCI	RI Cost	RI	Asset Primary Photo
Ocean Science Center - Main Building	OS	56	Research	26,545	12,113,303	456	5,977,298	0.49	5,977,298	0.49	
Ocean Science Center - Storage Facility	RS	26	Utility Plant	4,500	1,201,000	267	192,265	0.16	192,265	0.16	
Storage Annex Vector Pathology	VP	38	Storage - General	1,482	153,541	104	148,720	0.97	148,720	0.97	
Vivarium	VV	51	Laboratory	17,385	5,346,564	308	2,578,396	0.48	2,578,396	0.48	
Subtotal for Building				280,537	106,633,603	380	26,486,641	0.25	26,486,641	0.25	
Asset Type: Infrastructure											
Holyrood Breakwater Wharf	HBW	7		10,925	5,600,000	513	0	0.00	0	0.00	



Asset List Report By Name

013-26-12-23

Asset	Number	Age	Use	Size	Replacement Value	Cost/Unit	FCI Cost	FCI	RI Cost	RI	Asset Primary Photo
Holyrood Marginal Wharf	HMW	7		7,987	4,100,000	513	147,136	0.04	147,136	0.04	
Subtotal for Infrastructure				18,912	9,700,000	513	147,136	0.02	147,136	0.02	
Campus Name: Memorial University of Newfoundland -					116,333,603		26,633,776	0.23	26,633,776	0.23	



Asset List Report
By Name

013-26-12-23

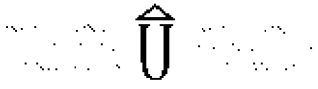
Reporting Currency: CAD

Adjustment Factor: 0%

Region Name: ALL REGIONS






Campus Name: Memorial University of Newfoundland - St John's

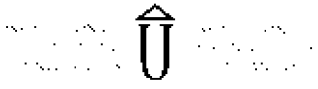
Asset	Number	Age	Use	Size	Replacement Value	Cost/Unit	FCI Cost	FCI	RI Cost	RI	Asset Primary Photo
Asset Type: Building											
202 Elizabeth Avenue	CE	63	Office	2,735	593,001	217	406,061	0.68	406,061	0.68	
208 Elizabeth Ave. - Butler Property	BP	58	Office	2,735	530,590	194	33,815	0.06	33,815	0.06	
Alumni Affairs	AL	63	Office	11,475	2,088,189	182	182,188	0.09	182,188	0.09	
Animal Care (HSC)	H-ACS	48	Animal Facility	41,150	10,287,500	250	6,186,334	0.60	6,186,334	0.60	



Asset List Report By Name






013-26-12-23

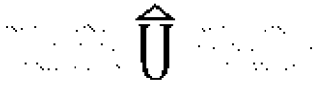
Asset	Number	Age	Use	Size	Replacement Value	Cost/Unit	FCI Cost	FCI	RI Cost	RI	Asset Primary Photo
Aquarena	AQ	47	Aquatic Facility	63,105	17,417,384	276	7,348,951	0.42	7,348,951	0.42	
Arts and Administration	AA	62	Classroom/Office	157,000	43,563,093	277	11,636,611	0.27	11,636,611	0.27	
Baltimore Court	BM	50	Housing - Apartments	9,875	3,190,898	323	1,118,780	0.35	1,118,780	0.35	
Barnes House	BA	56	Housing - Dormitory	21,941	6,321,805	288	1,863,275	0.29	1,863,275	0.29	
Biotechnology	BT	33	Laboratory	27,048	13,349,313	494	6,770,648	0.51	6,770,648	0.51	



Asset List Report By Name






013-26-12-23

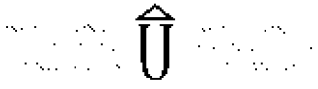
Asset	Number	Age	Use	Size	Replacement Value	Cost/Unit	FCI Cost	FCI	RI Cost	RI	Asset Primary Photo
Blackall House	BL	57	Housing - Dormitory	21,941	6,337,026	289	1,490,782	0.24	1,490,782	0.24	
Bowater House	BO	58	Housing - Dormitory	20,741	5,740,418	277	1,290,809	0.22	1,290,809	0.22	
Bruneau Centre for Research and Innovation	IIC	18	Classroom/ Office	115,350	38,041,898	330	2,639,957	0.07	2,639,957	0.07	
Burke House	BU	58	Housing - Dormitory	21,940	5,960,341	272	923,454	0.15	923,454	0.15	
Business Administration	BN	45	Classroom/ Office	61,722	19,514,980	316	8,430,705	0.43	8,430,705	0.43	



Asset List Report By Name






013-26-12-23

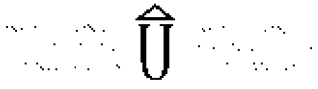
Asset	Number	Age	Use	Size	Replacement Value	Cost/Unit	FCI Cost	FCI	RI Cost	RI	Asset Primary Photo
C-Core Building - Cold Ocean Research	K	43	Office	17,629	4,855,766	275	1,450,610	0.30	1,450,610	0.30	
C-Core Centrifuge	CF	32	Office	27,100	11,797,964	435	833,877	0.07	833,877	0.07	
Cabot Court	CT	50	Housing - Apartments	29,770	9,175,795	308	2,742,826	0.30	2,742,826	0.30	
Cartier Court	CR	50	Housing - Apartments	29,770	9,176,449	308	2,404,550	0.26	2,404,550	0.26	
Chemistry and Physics	CP	56	Classroom/Office	206,219	91,491,510	444	27,152,920	0.30	27,152,920	0.30	



Asset List Report By Name






013-26-12-23

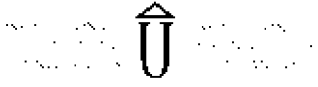
Asset	Number	Age	Use	Size	Replacement Value	Cost/Unit	FCI Cost	FCI	RI Cost	RI	Asset Primary Photo
Chemistry Flammable Storage	FL	56	Storage - Fuel and Haz. Materials	694	93,125	134	74,809	0.80	74,809	0.80	
Child Care Center	CH	33	Child Care Center	19,196	3,168,270	165	591,635	0.19	591,635	0.19	
Computing Services	CS	51	Classroom/Office	9,408	3,978,236	423	1,075,036	0.27	1,075,036	0.27	
Corte Real	CA	50	Multipurpose Use	11,248	2,524,965	224	220,915	0.09	220,915	0.09	
Coughlan College	CL	54	Residence - Mixed	39,251	10,979,459	280	7,408,552	0.67	7,408,552	0.67	



Asset List Report By Name






013-26-12-23

Asset	Number	Age	Use	Size	Replacement Value	Cost/Unit	FCI Cost	FCI	RI Cost	RI	Asset Primary Photo
Curtis House	CU	57	Housing - Dormitory	21,940	6,111,426	279	235,720	0.04	235,720	0.04	
Doyle House	DO	57	Housing - Dormitory	21,098	6,208,107	294	905,741	0.15	905,741	0.15	
Earth Science	ER	34	Classroom/ Office	238,217	92,710,080	389	39,112,640	0.42	39,112,640	0.42	No photo available
Education Building	ED	57	Classroom/ Office	174,525	57,523,266	330	25,959,163	0.45	25,959,163	0.45	
Engineering and Applied Sciences	EN	49	Classroom/ Office	287,820	115,445,498	401	34,711,868	0.30	34,711,868	0.30	
Facility Management	FM	52	Office	43,431	8,613,138	198	2,500,757	0.29	2,500,757	0.29	



Asset List Report By Name

013-26-12-23

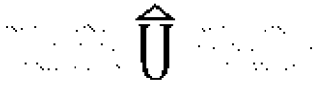
Asset	Number	Age	Use	Size	Replacement Value	Cost/Unit	FCI Cost	FCI	RI Cost	RI	Asset Primary Photo
Faculty of Medicine (HSC)	H-M	48	Medical - Hospital	131,532	56,164,164	427	7,256,901	0.13	7,256,901	0.13	
Faculty of Medicine Extension (HSC)	M	8	Medical - Hospital	153,429	67,029,840	437	0	0.00	0	0.00	
Faculty of Nursing (HSC)	H-N	48	Medical - Other	15,800	6,746,500	427	1,600,753	0.24	1,600,753	0.24	
Feild Hall	GH	56	Residence - Mixed	21,027	6,098,560	290	2,740,475	0.45	2,740,475	0.45	
Field House	FH	22	Athletic Facility / Gymnasium	92,300	24,894,294	270	8,037,428	0.32	8,037,428	0.32	



Asset List Report By Name






013-26-12-23

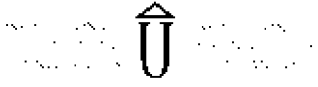
Asset	Number	Age	Use	Size	Replacement Value	Cost/ Unit	FCI Cost	FCI	RI Cost	RI	Asset Primary Photo
Gilbert Court	GB	49	Housing - Apartments	29,799	9,242,588	310	2,075,183	0.22	2,075,183	0.22	
Greenhouse Building - Main Campus	GR	53	Other special facilities	664	182,600	275	73,144	0.40	73,144	0.40	
Guy Court	GY	50	Housing - Apartments	29,770	9,233,578	310	2,937,238	0.32	2,937,238	0.32	
Hatcher House	HA	56	Multipurpose Use	53,330	14,541,744	273	799,553	0.05	799,553	0.05	
Macpherson College	MC	9	Residence - Mixed	184,032	59,329,336	322	0	0.00	0	0.00	
Main Electrical Switch Station	ME	58		1	0	0	0	0.00	0	0.00	No photo available



Asset List Report By Name

013-26-12-23

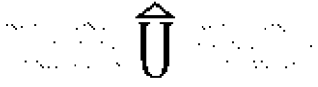
Asset	Number	Age	Use	Size	Replacement Value	Cost/Unit	FCI Cost	FCI	RI Cost	RI	Asset Primary Photo
Mathmatics Building	HH	62	Classroom/ Office	47,474	12,681,692	267	7,075,465	0.56	7,075,465	0.56	
Memorial Tower	MT	24	Other special facilities	1,247	1,247,180	1,000	0	0.00	0	0.00	
Music Building	MU	38	Multipurpose Use	61,029	18,475,770	303	8,692,738	0.47	8,692,738	0.47	
Parking Garage	PG	12	Parking Garage	296,996	15,796,194	53	645,023	0.04	645,023	0.04	
Pedways/Skywalks - All 5	PO	48	Tunnel - Pedestrian	16,479	4,532,000	275	582,984	0.13	582,984	0.13	



Asset List Report By Name






013-26-12-23

Asset	Number	Age	Use	Size	Replacement Value	Cost/Unit	FCI Cost	FCI	RI Cost	RI	Asset Primary Photo
Physical Education and Human Kinematics	PE	62	Athletic Facility / Gymnasium	139,200	49,020,596	352	20,184,657	0.41	20,184,657	0.41	
Printing Services	PS	63	Other special facilities	12,925	3,237,002	250	1,203,222	0.37	1,203,222	0.37	
Pump Station - Larkhall Street	PL	33	Utility Plant	215	158,025	735	103,793	0.66	103,793	0.66	
Q.E II Library	LB	42	Library	222,209	72,507,146	326	20,661,749	0.28	20,661,749	0.28	
Queen's College	QC	55	Laboratory	48,670	17,060,631	351	3,454,172	0.20	3,454,172	0.20	



Asset List Report By Name






013-26-12-23

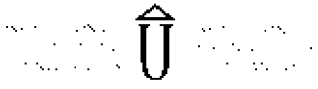
Asset	Number	Age	Use	Size	Replacement Value	Cost/Unit	FCI Cost	FCI	RI Cost	RI	Asset Primary Photo
R. Gushue Hall	DH	60	Dining / Cafeteria (with Kitchen)	28,320	7,286,820	257	3,013,261	0.41	3,013,261	0.41	
Rothmere House	RO	57	Housing - Dormitory	20,699	5,733,166	277	1,441,410	0.25	1,441,410	0.25	
Salt Storage Shed (HSC)	SS	33	Storage - General	608	112,134	184	83,499	0.74	83,499	0.74	
School of Pharmacy (HSC)	H-P	48	Medical - Other	14,300	6,106,100	427	1,174,903	0.19	1,174,903	0.19	
Science Building	SN	62	Classroom/ Office	239,087	94,146,684	394	29,123,728	0.31	29,123,728	0.31	
Site Infrastructure Pedestrian Tunnels	TU-P	58	Tunnel - Pedestrian	52,115	25,529,112	490	9,404,908	0.37	9,404,908	0.37	No photo available



Asset List Report By Name



013-26-12-23

Asset	Number	Age	Use	Size	Replacement Value	Cost/Unit	FCI Cost	FCI	RI Cost	RI	Asset Primary Photo
Site Infrastructure Service Tunnels	TU-S	48	Tunnel - Utility	25,600	23,350,062	912	1,738,338	0.07	1,738,338	0.07	No photo available
South Campus Boiler Plant	BR	64	Utility Plant	22,983	10,435,019	454	2,365,770	0.23	2,365,770	0.23	
Spencer Hall	SP	56	Residence - Mixed	21,859	6,127,801	280	1,069,501	0.17	1,069,501	0.17	
Splash Facility	SF	25	Storage - General	1,307	173,949	133	10,113	0.06	10,113	0.06	
Squires House	SQ	57	Housing - Dormitory	20,669	5,733,166	277	78,767	0.01	78,767	0.01	
St John's College	J	56	Classroom/ Office	22,830	6,373,049	279	990,389	0.16	990,389	0.16	



Asset List Report By Name

013-26-12-23

Asset	Number	Age	Use	Size	Replacement Value	Cost/Unit	FCI Cost	FCI	RI Cost	RI	Asset Primary Photo
University Centre	UC	24	Multipurpose Use	115,900	31,933,271	276	6,909,490	0.22	6,909,490	0.22	
Utilities Annex	UA	48	Utility Plant	25,889	54,027,966	2,087	6,504,250	0.12	6,504,250	0.12	
Subtotal for Building				3,926,368	1,332,037,229	339	349,736,796	0.26	349,736,796	0.26	
Asset Type: Electrical Distribution											
Site Infrastructure Electrical	1	63		1	17,326,116	17,326,116	735,485	0.04	735,485	0.04	No photo available
Subtotal for Electrical Distribution				1	17,326,116	17,326,116	735,485	0.04	735,485	0.04	
Asset Type: Infrastructure											
Site Infrastructure HSC	1	48		1	17,065,813	17,065,813	12,288,382	0.72	12,288,382	0.72	No photo available
Site Infrastructure Northeast	1	56		1	9,459,610	9,459,610	8,479,090	0.90	8,479,090	0.90	No photo available
Site Infrastructure Northwest	1	48		1	12,368,149	12,368,149	7,118,307	0.58	7,118,307	0.58	No photo available
Site Infrastructure Southeast	1	58		1	15,815,272	15,815,272	14,374,974	0.91	14,374,974	0.91	No photo available
Site Infrastructure	1	62		1	23,022,991	23,022,991	22,076,751	0.96	22,076,751	0.96	No photo available



**Asset List Report
By Name**

013-26-12-23

Asset	Number	Age	Use	Size	Replacement Value	Cost/Unit	FCI Cost	FCI	RI Cost	RI	Asset Primary Photo
Southwest											available
			Subtotal for Infrastructure	5	77,731,835	15,546,367	64,337,504	0.83	64,337,504	0.83	
Campus Name: Memorial University of Newfoundland -					1,427,095,180		414,809,785	0.29	114,809,785	0.29	
Region Name: ALL REGIONS					1,543,428,783		441,443,561	0.29	441,443,561	0.29	
Summary					1,543,428,783		441,443,561	0.29	441,443,561	0.29	